



**Public Transit Advisory Committee
Collier Area Transit
Hybrid Meeting
Collier County Museum Lecture Hall
3331 Tamiami Trail East Naples, Florida
May 16th, 2023
3:00 p.m.**

- 1) Call to Order
- 2) Roll Call
- 3) Approval of Agenda
- 4) Approval of Minutes
 - a. March 21, 2023 Minutes
- 5) Committee Action
 - a. Approval for TDP Annual Update
- 6) Reports and Presentations
 - a. FY23 POP – 5307, 5339
- 7) Member Comments
- 8) Public Comments
- 9) Next Meeting Date – June 20th, 2023 Collier County Museum Lecture Hall
- 10) Adjournment

Two or more members of the Board of County Commissioners may be present and may participate at the meeting. The subject matter of this meeting may be an item for discussion and action at a future BCC meeting.

Collier Area Transit operates in compliance with Federal Transit Administration, (FTA) program requirements and ensures that transit services are made available and equitably distributed and provides equal access and mobility to any person without regard to race, color, or national origin, disability, gender or age. Title VI of the *Civil Rights Act of 1964*; FTA Circular 4702.1A, "Title VI and Title VI Dependent Guidelines for Federal Transit Administration Recipients.

Anyone who required an auxiliary aid or service for effective communication, or other reasonable accommodations in order to participate in this proceeding, should contact the Collier County Facilities Management Department located at 3335 Tamiami Trail East, Naples, Florida 34112 or 239-252-8380 as soon as possible, but no later than 48 hours before the scheduled event. Such reasonable accommodations will be provided at no cost to the individual.

MINUTES OF THE PUBLIC TRANSIT ADVISORY COMMITTEE
MEETING

NAPLES, FLORIDA

MARCH 21, 2023

LET IT BE REMEMBERED, the Public Transit Advisory Committee in and for the County of Collier, having conducted business herein, met on this date at 3:02 P.M. in REGULAR SESSION at Collier County Museum Lecture Hall, 3331 Tamiami Trail E, Naples, Florida with the following members present:

Chair: John DiMarco, III
Vice-Chair: Peter Berry
Devon Browne
James Caton
Dewey Enderle (Excused)
Sonja Lee Samek
Martin de St. Pierre (Excused)

ALSO PRESENT: Omar DeLeon, Public Transit Manager, Collier County PTNE
Elena Ortiz-Rosado Events, Sales & Marketing Coordinator PTNE
Alexander Showalter, Senior Planner, Collier County PTNE
Jacob Stauffer, Transit Planner, MV Transportation

1. Call to Order

Chairman DiMarco called the meeting to order at 3:04 P.M.

2. Roll Call

Roll call was taken, and a quorum of five was established.

3. Approval of Agenda

Vice Chair Berry moved to approve the Agenda. Second by Mr. Caton. Carried unanimously 5 - 0.

4. Approval of Minutes

a. February 21, 2023, Minutes

Mr. Brown moved to approve the minutes of the February 21, 2023, meeting of the Public Transit Advisory Committee as presented. Second by Vice Chair Berry. Carried unanimously 5 - 0.

5. Committee Action

a. Membership Renewal – Peter Berry

Mr. Showalter presented the Executive Summary “*Renewal Membership for the Public Transit Advisory Committee (PTAC)*” and the PTNE Staff endorsement for Peter Berry noting, as standing Vice Chair, he has been an important contributor to the overall success of CAT over his time on the Committee.

Chair DiMarco moved to recommend the Board of County Commissioners reappoint Peter Berry to the Public Transit Advisory Committee for a three-year term. Second by Mr. Caton. Carried unanimously 5 – 0.

The item will be placed on the Board of County Commissioner’s *Consent Agenda* for consideration.

6. Reports and Presentations

None

7. Member & Staff Comments

Mr. Showalter provided the following updates:

Regional Study

On March 24, 2023, the *Regional Study* will commence, and Collier Area Transit (CAT) will partner with the Metropolitan Planning Organization (MPO) on the project.

- The County has retained a consultant to assist with the project.
- Key elements include Electrification and Emissions Transition Plans.
- Technical drafts will be presented to the Committee.

Collier Area Transit Beach Bus

Beach Bus service from Conner Park to Delnor-Wiggins Pass State Park and Vanderbilt Beach is offered to residents and visitors.

- The service started on February 20th and runs until April 29th and is offered Fridays through Mondays between 8:00 a.m. to 3:00 p.m. and 4:30-7:30 p.m.
- Thirty (30) to fifty (50) riders per day accessed the service, however ridership has declined due to the onset of red tide conditions.

Retirement Party

A retirement party in honor of Michelle Arnold, PTNE Director, will be held Friday March 24, 2023, at *The Cove at PCSC, 3940 City Gate Drive, Naples, FL 34117* at 4:30 p.m.

Members were advised to adhere to the *Florida Sunshine Law* which prohibits them from discussing any item which may come before the Committee outside of a legally noticed meeting.

Committee members expressed their gratitude for Ms. Arnold's service and wished her the best in retirement.

8. Public Comments

None

9. Next Meeting Date

April 18, 2023, 3:00 p.m. – Collier County Museum Lecture Hall, Naples, FL. 34104

10. Adjournment

There being no further business for the good of the County, the meeting was adjourned by order of the chair at 3:15 P.M.

Public Transit Advisory Committee

John DiMarco III, Chairman

These minutes approved by the Board/Committee on _____, 2023 as presented _____ or as amended _____.

EXECUTIVE SUMMARY
Committee Action
Item 5a
Fiscal Year 2023 TDP Annual Update

Objective:

To endorse the FY2023 Annual Progress Report of the Transit Development Plan.

Considerations:

In order to receive State Block Grant Funds for system operations, each transit agency must develop a Transit Development Plan (TDP) Major Update every five years and an annual progress report for all other years. The deadline to submit all TDP updates to the Florida Department of Transportation (FDOT) for approval is September 1, 2023. The requirements that must be met in the TDP Annual Progress Report are outlined in Rule 14-73.001, *Florida Administrative Code*. The FY2023 TDP Annual Progress Report outlines the progress that Collier Area Transit has made over the past year towards achieving the goals and objectives identified in the last TDP Major Update, which was approved October 27, 2020 by the Board of Collier County Commissioners and approved by FDOT on December 14, 2020.

The TDP Annual Progress Report is a status report on the ten-year planning document that recommends implementation strategies to achieve the goals and objectives. This document also evaluates where there were discrepancies in the implementations that differ with the TDP Major Update. The funding shown in the Financial Section of the TDP Annual Progress Report for FY 2024-2033 is for planning purposes only and should not be considered a proposed budget.

The TDP Annual Progress Report is required to go through the Collier Area Transit Public Participation Plan process, which includes endorsement from Public Transit Advisory Committee and a fifteen-day public comment period. The public comment period has begun today, May 16, 2023 and will expire on May 30, 2023. Any comments received as part of this process will be included for the record that is communicated to the Board of County Commissioners for final approval before transmitting to FDOT.

Recommendation:

Endorse the Fiscal Year 2023 Annual Progress Report to the Transit Development Plan.

Attachment:

FY2023 TDP Annual Update

Prepared by:  Date: 5/11/2023
Alexander Showalter, Planner II

Approved by:  Date: 5/11/23
Omar DeLeon, PTNE Transit Manager

Collier Area Transit Transit Development Plan (TDP) FY2023 Annual Progress Report

Prepared by:

Public Transit and Neighborhood Enhancement Division
8300 Radio Road
Naples, Florida 34104
(239) 252-5840

Section 1 – Introduction

Collier Area Transit Mission: “Collier Area Transit (CAT) is committed to providing safe, accessible, reliable, convenient, and courteous mobility services to our customers.” Collier Area Transit (CAT) operates under the supervision of the Collier County Public Transit & Neighborhood Enhancement Division (PTNE) for the Collier County Transportation Management Services Department. CAT serves as the public transit provider for Collier County, serving the Naples, Marco Island, and Immokalee areas.

TDP Annual Progress Report Requirements

The State of Florida Public Transit Block Grant Program was enacted by the Florida Legislature to provide a stable source of funding for public transit. The Block Grant Program requires public transit service providers to develop, adopt, and annually update a 10-Year Transit Development Plan (TDP). Based on legislation that became effective February 20, 2007, the TDP must undergo a Major Update every five years. In between the subsequent four years, an annual progress update is required to be submitted to the Florida Department of Transportation (FDOT) District Office by September 1st annually. A TDP or an annual update shall be used in developing the Florida Department of Transportation (FDOT) Five-Year Work Program, the Transportation Improvement Program, and the Department’s Program and Resource Plan. The most recent Major Update of the Collier County TDP was adopted by the Collier County Board of County Commissioners (BCC) in October 2020 with an extension grant by FDOT. An approval of the TDP was received from FDOT in December 2020. This 2023 TDP Progress Report is the third progress report to the 2020 TDP Major Update and documents Collier County’s implementation activities since the 2020 TDP Major Update. This progress report complies with all the requirements contained in Rule 14-73.001, Florida Administrative Code (FAC) as represented in Table 1.

Table 1-1: TDP Progress Report Checklist

TDP Annual Progress Report Review Items	Location in TDP Annual Progress Report
Past year’s accomplishments compared to original TDP	Section 2
Analysis of any discrepancies between plan and its implementation for the past year	Section 3
Revisions to the Implementation Program for coming year and the 10 th year	Section 3
Added recommendations for the new tenth year of updated plan	Section 3
Steps to be taken to attain Goals, Objectives, and Policies	Section 4
Revised Financial Plan	Section 5
List of projects or services needed to meet goals and objectives	Section 5

Source: FDOT TDP Handbook, Version III, 2022 Update, page 119.

Report Organization

In addition to the Introduction Section, this progress report includes the following sections.

Section 2: Previous Year's Accomplishments provides a review of the past year's implementation actions and describes improvements made since the last annual progress report.

Section 3: Revisions to Implementation Program provides a review of the past year's accomplishments compared to the original implementation plan. It also provides an analysis of the discrepancies between the 2021-2031 Major Transit Development Plan and its implementation and any revisions to the steps that will be taken to attain the original goals and objectives. This section addresses Rule 14-73.001, F.A.C., (4)(a), past year's accomplishments compared to the original implementation program; and Rule 14- 73.001, F.A.C., (4)(c), any revisions to the implementation program for the coming year. This section also provides recommendations for the new tenth year of the updated plan with any revisions or additions to the goals, objectives, and implementations. This addresses both Rule 14-73.001, F.A.C. (4) (d) Revised implementation program for the tenth year; and Rule 14-73.001, F.A.C. (4) (e) Added recommendations for the new tenth year of the updated plan.

Section 4: Status of Goals and Objectives provides the status of the goals and objectives, including a revised list of projects or services needed to meet the goals and objectives, which include projects with funding that, may not have been identified. This section addresses Rule 14-73.001, F.A.C. (4) (b) Analysis of any discrepancies between the plan and its implementation for the past year and steps that will be taken to attain original goals and objectives.

Section 5: Financial Plan provides the revised financial plan of how the transit improvements will be funded, with stated cost and revenue assumptions. This section will include a cost and revenue summary. This section addresses both Rule 14-73.001, F.A.C. (4) (f) A revised financial plan; and Rule 14-73.001, F.A.C. (4) (g) A revised list of projects or services needed to meet the goals and objectives, including projects for which funding may not have been identified.

Section 2 – Previous Year’s Accomplishments

This section provides a review of each program and activity identified for implementation in the first three years (2021, 2022, and 2023) of the TDP Program Elements and briefly describes the milestones or achievements between July 1, 2022 and June 30, 2023. Additional noteworthy accomplishments over the last year are also documented.

Planning and Service Operations

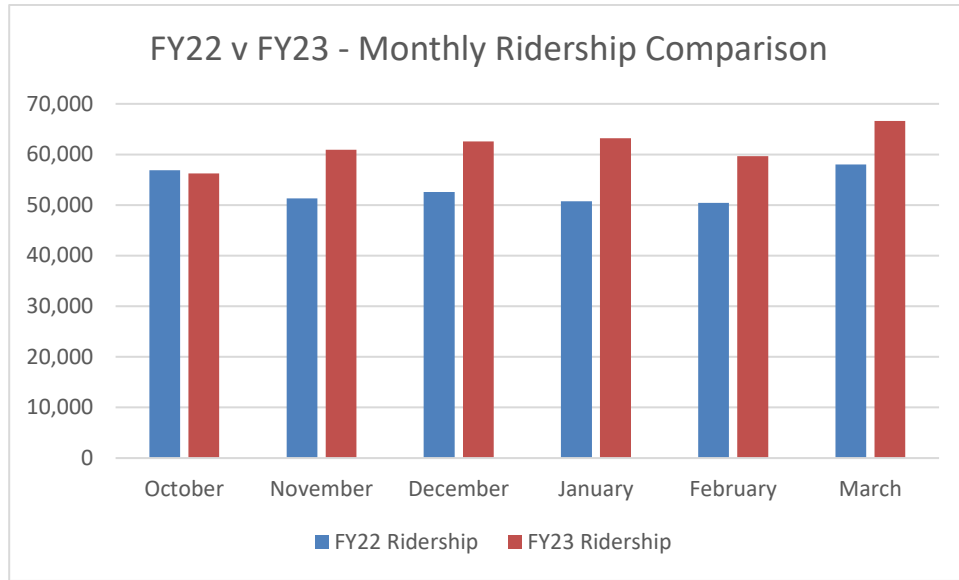
Service Improvements - Collier County completed Comprehensive Operation Analysis (COA) in July 2021, shortly after completing its TDP Major Update. The COA set up a road map for improvements to the CAT system over the next few years. Significant changes were introduced during the first quarter of the County Fiscal Year 22-23 with the implementation of the Seasonal Schedule Change in November 2022. These changes were identified as some of the COA short-term recommendations for the system and included route consolidation and alignment modifications to six of the now sixteen routes, eliminating two routes through consolidation. These changes were made to improve operational efficiencies, including ensuring the remaining routes were able to service the areas where routes were eliminated. Specifically, the changes were as follows:

- Routes 15 & 16: These routes had a short segment of the route adjusted to travel along Coronado Pkwy instead of Golden Gate Pkwy. due to bridge construction slated to take a year for completion.
- Route 19 & 28: These two routes were consolidated, creating the existing Route 19. The route continues to provide service between Immokalee and Naples while eliminating duplicative service. The route will travel around, instead of through, Ave Maria while still providing service at the entrance to the town.
- Route 20 & 26: These two routes were consolidated, creating the existing Route 20. The routes were combined due to their similar service areas and relatively low ridership occurring on each separate route. The merge of the two routes improves consistency of service, resulting in higher ridership along the adjusted path.
- Route 21: The path for Route 21 was adjusted to service the Walmart on Collier Blvd further North, allowing for more connections travelling to Marco Island. A portion of the route path was removed on Marco Island that had consistent low ridership.
- Route 25: The path for Route 25 was realigned to travel North and South on US41 rather than Goodlette Frank Rd. The route no longer services the CAT Headquarters and now turns the route around at the Wal-Mart on Collier Blvd. This route was also realigned to Coronado Pkwy from Golden Gate Pkwy due to the bridge construction along Golden Gate.

With the implementation of these changes CAT have seen a steady growth in ridership for the months of October 2022 through March 2023 compared to the year prior during the same months as depicted in Figure 2-1. The route modifications allowed CAT to attain the following Service improvements recommended in the Implementation Program for 2023:


- ✓ Realign Routes 19 and 28 to eliminate portion of SR846
- ✓ Realign Routes 20 and 26

Figure 2-1: Service Improvement Impact on Ridership



The changes implemented at the beginning of FY23 allowed CAT to complete each of the Route Network Modifications planned for this year listed in the Implementation Plan. Off-season modifications were implemented in April 2023, to adjust route timing in response to the traffic volume shifts. The changes introduced in April had no changes to the routing of our busses.

ADA Bus Stop and Bus Shelter Improvements - CAT continues to implement its bus shelter improvement plan with the construction of 2 new shelters, with another 9 shelters planned for later in the year, and installation of benches at various stops throughout Collier County during County FY23. Additional ADA improvements have been completed for 4 stops, and design has been completed for the ADA improvement of 14 more stops slated to be complete before the end of FY23. The goal of completing at least 10 bus shelters and 10 ADA improvements per year will be exceeded this fiscal year with the ongoing construction of these improvements tallying up to 21 total ADA improvements.



Hurricane Ian Response – On September 28, 2022, Hurricane Ian made landfall on the Southwestern portion of Florida as a Category 4 Hurricane, just shy of a Category 5. This hurricane brought major devastation to Collier County and all across Florida. With CAT’s preparedness, we were ready to react and swiftly supply support to those in need within our county. Prior to the storm, we were transporting passengers to shelters and other locations for safety. We were also working with our Emergency Operations Center (EOC) to contact all individuals on a special needs list to ensure they were registered for transportation to shelters.

Post-storm, we were stationed at the EOC to take requests from the public and other county agencies for transportation needs. Much of Marco Island was also underwater, but we were able to send busses down to help evacuate residents the morning of the storm. We were able to dispatch vehicles and drivers for further evacuations as well as transportation to medical services. As power was out across much of the county, we also provided support to communities with buses for use as cooling stations for areas without generators.



Being prepared, along with great coordination across intergovernmental agencies, allowed CAT to provide essential relief services throughout Collier County and resume service swiftly after the event. We closed service only on the day of the hurricane and resumed service the day after. Fares were suspended as the hurricane was making its approach, and suspended fares continued for an entire month until October 31, 2022. Although prepared, our facilities were still subject to hurricane damage. Our Government Center Transfer Station office was slightly flooded resulting in some maintenance needs for the facility, but the majority of our assets were unharmed.

Title VI Program Update –CAT’s Title VI program is updated every three years on a date determined by the FTA and reviewed by the FTA. As part of the Title VI Program, various CAT plans are reviewed including the Language Assistance Plan (LEP) and the Public Participation Plan (PPP). CAT has submitted this report to FTA, providing a program to ensure that transit services made available are equitably distributed, and provides equal access and mobility to any person, without regard to race, color, or national origin. The Title VI Program has 8 objectives to ensure that the civil rights of users and nonusers are not violated in anyway.

CAT requested services from Atkins North America, Inc. to help complete the demographic and service profile tables and mapping for the report, which were included in the final version of the program. All other info provided in the program has been updated to present our current operations. The program went through a 30-day public participation process, was approved by the Board of County Commissioners, and has been submitted to both FTA and FDOT.

On-Demand Paratransit Service - On December 13, 2022, CAT launched an On-Demand Paratransit Voucher service, CATConnect Select, that allows riders to make same day bookings with pick-ups within a 30-minute window. This program was designed to provide more flexibility for our riders, allowing them to book trips in the same day for situations that may not have been originally planned for.



The service runs from 6:00 a.m. to 10:00 p.m., 7 days a week. The customer only pays \$4 for any trip under 8 miles. Trips farther than 8 miles are priced at \$2.50 per mile and customers are told the cost when booking the trip. Customers can call in or create an online booking to reserve their trips. A mobile app is also available for the passengers to book their trips. The pilot program is only slated to run through June of 2023. But while the program has been available, ridership has consistently increased and passengers really appreciate this type of service. The information captured as a result of the pilot program will help plan future service provisions.

Perk Pass F.K.A. Corporate Pass Program - In February of 2022, CAT presented to the Public Transit Advisory Committee (PTAC) regarding the existing Corporate Bus Pass Program and was it recommended to further promote the program. The program currently allows employers with over 300 employees to register for the Corporate Bus Pass providing employees a monthly bus pass at a 25% discount from the regular price.



CAT has identified the businesses in the area and we have mailers ready to go out for each of those identified. CAT has also decided to rebrand the Corporate Bus Pass as the new Perk Pass.

New Beach Bus Route – In February 2023, CAT resumed the annual beach bus service providing free rides from Conner Park to Vanderbilt Beach and Wiggins Pass Beach Access. Due to damage from Hurricane Ian, Wiggins Pass State Park has been closed to vehicular traffic, forcing us to change the route path for the beach bus. As we previously would drop off passengers in the park and circle back to the parking area, this was no longer an option. CAT decided to add service to Vanderbilt Beach due to the large number of pedestrians and little available parking in the area (Figure 2-4). The service saw tremendous ridership, running from Friday through Monday, starting February 24 and ending April 29. The only time we saw a dip in ridership on this route was

when there was a large outbreak of red tide along the Collier beaches, causing a foul smell and allergic reactions for visitors. Once that seemed to have cleared, riders came right back to attending the beach using our route.

Figure 2-3
System Map

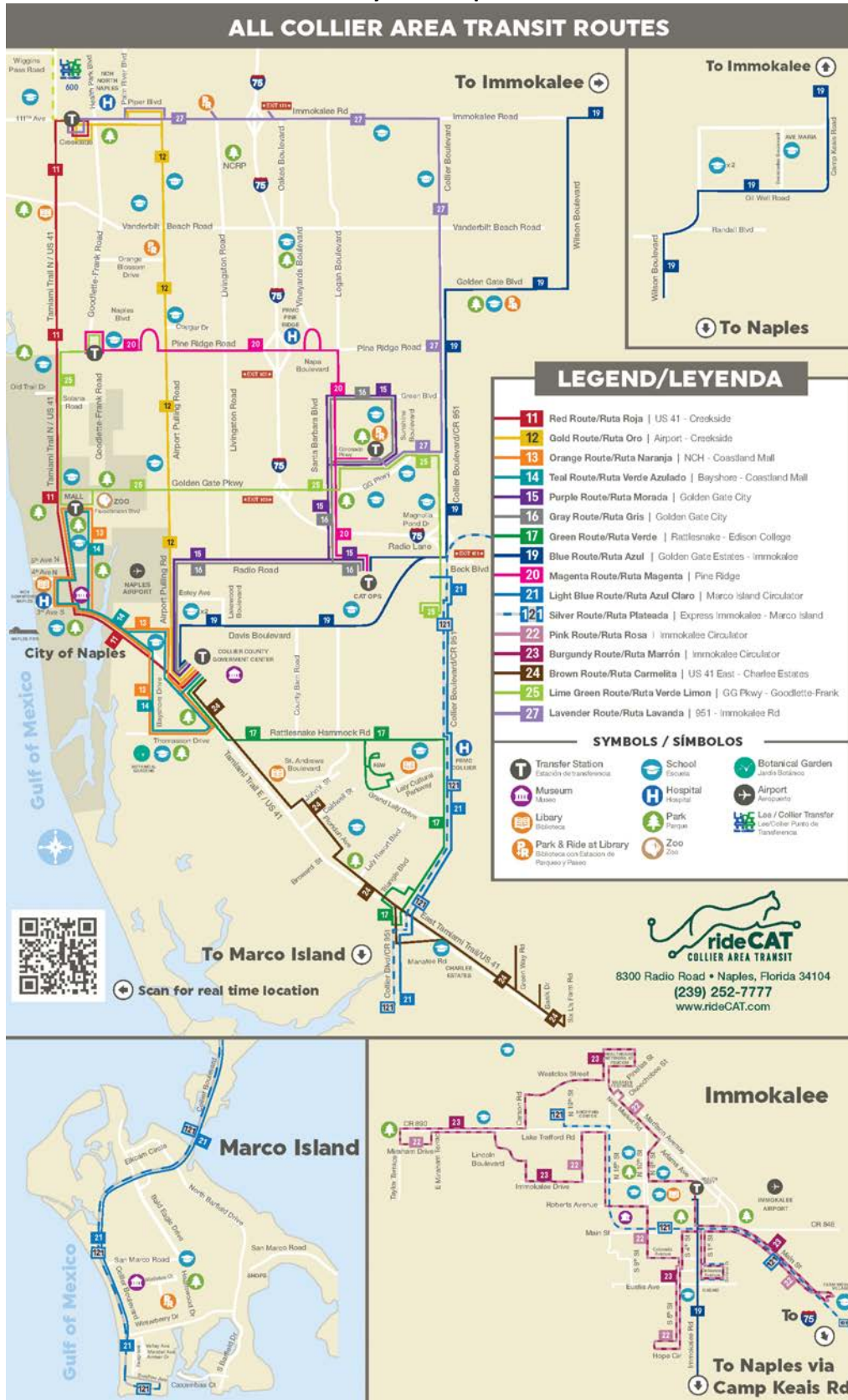



Figure 2-4
Route 29 Beach Trolley



Capital Equipment, Facility Changes and Improvements

There are currently two (2) passenger transfer stations and five (5) passenger transfer points provided on the CAT system, as shown in **Figure 2-3**. The two transfer stations are located at the Intermodal Transfer Facility at the government complex and the CAT Radio Road Operations facility. Other transfer point locations include: Walmart Plaza; Pine Ridge and Goodlette-Frank Rd (Magnolia Square Plaza); Coastland Center; Creekside (Immokalee Road); and the Health Department in Immokalee.

Intermodal Transfer Facility



CAT Operations and Transfer Station



CAT Operations and Transfer Station – 8300 Radio Road

In 2017, the CAT Operations and Maintenance Facility was severely damaged by Hurricane Irma. As a result of the damage and the continual aging of the structure, CAT along with other professionals have concluded that the facility has met its useful life and should be replaced on the existing site. In September 2020, Collier County received notice of award from the Federal Transit Administration (FTA) for \$9,020,000 under FTA's Bus and Bus Facilities Program which will be used in part to construct a new Operations & Maintenance facility on site. As of April 2023, FTA has allocated an additional \$10,671,225 to Collier as part of the Emergency Relief Funds from Hurricane Irma directed to this project. The new facility will ensure an efficient and effective transit service to meet the needs of passengers. Staff has begun the process towards constructing the facility by going out for bid on the design of the site.

Marketing and Public Involvement/Communications

CAT is always working towards promoting the service that it provides and educating the public about the modifications made to the service for public awareness. As our previous TDP Annual Update did not include events at the end of FY22, the following efforts were conducted between June 1, 2022 and May 2023.

2022 FPTA Annual Conference

The 2022 Florida Public Transportation Association Annual Conference was hosted by Collier Area Transit here in Naples, Florida. The conference ran from September 18-20, 2022 and was held at the Naples Grande Beach Resort. There were fun group activities leading up to the event including golf and bowling along with an opening reception during sunset. The next two days were filled with a wealth of informational presentations and networking for those involved. An awards ceremony was also held that presented numerous awards to deserving transit systems and individuals from around the state. Breakfast, Lunch, and Dinners were served to those in attendance with great speakers at each meal representing different areas of transit. With great planning and execution, this year saw the highest attendance of a stand-alone FPTA conference with 520 attendees!



Collier County Centennial

May 8, 2023 Marks the 100 year anniversary of Collier County becoming an official Florida county. To celebrate the centennial for Collier County, the local government has planned numerous events and activities throughout the year. For the May 8th celebration, CAT provided 3 busses as transportation for those attending the ceremony in Everglades City from the Collier Government Center. CAT's Marketing Manager was selected to be on the planning committee where she has participated in planning for some of the events. One of the scheduled events was the Senior Expo on February 15, 2023, directed at educating elderly residents on programs and services to improve their lives. CAT staff was present at this event to provide info regarding our CATConnect service.



Presentations & Other Marketing Activities

CAT staff is continually trying to promote our services to the younger generations by giving presentations about the Fixed Route system and providing bus rides when able. CAT was able to present at the following schools and camps:

- June 9, 2022 – **Eagle Lakes Summer Camp Presentation**
- July 22, 2022 – **North Collier Regional Park Presentation**
- February 28, 2022 – **Immokalee High School ESE Expo**
- March 28, 2023 – **Gulf Coast High School ESE Expo**
- October 15, 2022 – **Seasonal Change Public Info Workshop** - Staff was stationed at the Intermodal Transfer Station passing out information regarding the Season 2022 schedule changes, passing out CAT branded items, promoting the new rideCAT app, and answering any questions about the transportation system. Spanish and Creole speakers were also present.
- November 5, 2022 - **Try Transit Day for Mobility Week with The Supervisor of Elections**- Collier Area Transit offered FREE RIDES on November 5th, 2022 as part of Mobility Week. CAT coordinated this with Collier’s Supervisor of Elections to provide service for early voting and this was also our tribute to Mobility Week 2022 which was scheduled the week prior. Both CAT and the Supervisor of Elections promoted the event on social media as well as airing commercials on local radio stations.
- December 10, 2022 - **Immokalee Christmas Parade** – CAT participated in the annual Christmas parade in Immokalee. We distributed thousands of pieces of candy as well as a large amount of CAT branded items.
- February 22, 2023 - **Know Your County Government Presentation** - This is an annual event that is sponsored by Collier County 4-H, Collier County Schools, and League of Women Voters. During this 4-day event, 35-40 youth tour around Collier County Government and the county to learn about services provided by the local government. CAT was able to meet with the group at our Intermodal Transfer Station to educate the students on our services transporting people all over Collier County.





- April 22, 2023 - **Try Transit Day** – CAT partnered with Lee, Sarasota and Manatee Counties to offer Try Transit for FREE regionally on Saturday, April 22, 2023, to commemorate Earth Day, which takes place the same day. This was a great opportunity to promote our services along with the environmental and health benefits that go along with riding transit.

Public Participation

As identified within Collier Area Transit’s Public Participation Plan (PPP), this annual update to the Transit Development Plan (TDP) has gone through a 15-day public comment period. Drafts of the report along with comment sheets were distributed to Libraries, City Halls, and other municipal buildings throughout the county. Along with the physical copies distributed, we also posted the draft on the CAT website for public comment and notified the public with a service alert. The public comment period was open from May 16th through May 30th, 2023. There were no significant comments during this time related to the report.

Section 3 – Revisions to the Implementation Plan

Tenth Year Transit Implementation Plan

The 2021-2030 Collier County Major TDP Update included a very comprehensive list of activities leading up to the creation of an implementation plan that would guide the County's development of services over a ten-year planning horizon.

With each annual update, an additional tenth year is added to the implementation plan. Although an additional year was added, no improvements are scheduled to take place beyond what was identified in the last TDP Major Update. Collier County will actively pursue funding opportunities to implement recommendations from the 2021-2030 TDP.

The following items not listed in the implementation plan were addressed within the current reporting period:

- **Expand and improve bus stop infrastructure** - Improved infrastructure at bus stops, including benches, shelters, bicycle storage facilities, and other infrastructure, is included in the Cost Feasible Plan to enhance the rider experience while waiting for a bus and potentially attract new riders.
- **Improve bus stop safety and ADA accessibility** - Ensuring the safety all riders while accessing bus stops and waiting for a bus and guaranteeing that ADA requirements are fulfilled for all transit facilities are important to the overall safety and accessibility of the transit system.

As noted within the document a variety of bus stop and ADA accessible improvements have been completed in FY23, Collier County will continue this effort to provide an accessible service for all.

This section provides an analysis of the discrepancies between the 2023-2032 Transit Development Plan and its implementation. Many of the changes resulted in improvements being delayed by one year, which are noted in the Implementation Plan.

Implementation Plan Accomplishments and Changes

We have made significant progress on many of the goals listed on the implementation plan shown in our previous Major TDP Report. We have pushed back implementation of some of the route changes, frequency enhancements, and service expansions by one year due to funding constraints. These changes are noted in the implementation plan below, identifying the target years listed in our previous TDP Update. There were a few projects listed in the Implementation Plan within the Major TDP that projected an implementation year of 2022. CAT has completed and made progress on many of them with others being evaluated for implementation later in the year.

During FY21, Collier Area Transit procured the services of Kimley-Horn to conduct a Comprehensive Operations Analysis (COA). Through this process, recommendations have been made regarding the frequency and realignment of our routes and a timeline for these changes. With the completed COA, the years set out in the implementation plan for service improvements may be changed. We implemented many of the near-term service enhancements recommended in the COA at the start of FY22 with plans to continue implementation at the start of FY23. The last of the cost-neutral recommendations listed within the COA were completed with our seasonal schedule change at the start of FY23. Re-alignment of Route

19 with removal of Route 28, Route consolidation of Routes 20 and 26, and alignment changes to Route 25 and Route 21. Routes 15 and 16 were also slightly re-aligned to avoid construction along Golden Gate Parkway.

We have made significant progress in respect to the listed technology upgrades in our implementation plan. In January of 2022, the onboard surveillance system on all buses were upgraded to have live feed capability, event tagging, download tagging, and one unified component on the buses. The Board of County Commissioners approved a contract March 8, 2022 that will allow the replacement and installation of a wide array of Intelligent Technology Systems. In late FY22, CAT began the project installing upgrades to much of our other software and onboard technology.

CAT is currently working with the Collier MPO, LeeTran, and Jacobs Engineering to complete a Regional Service and Regional Fare Study. MPO selected Jacobs engineering as the consultant on the project and began with a kick-off meeting in March 2023. When completed, this would include studying the UF/IFAS / Lehigh Acres area for possible connection with our services. The study may also produce additional ideas for regional connectivity and fare-sharing. The study is scheduled for tasks through the end of 2023 and the final study to be completed within FY24.

Table 3-1 below provides a copy of the implementation plan included in the last TDP Update highlighting those service improvements that are on target with the plan. We have completed the two route modifications identified for completion within this year and are currently monitoring those changes for future route or timing adjustments if necessary. As stated before, we have also begun the Regional Service and Fares Study and Immokalee/Lehigh Acre Service on time with the date identified within our implementation plan. Regarding the I-75 Managed Lanes Express Study, this action will be put further on hold as FDOT lays out plans for improving I-75 running through Collier County. Based on current funding constraints, the resources required to enact higher frequencies on our routes will not be feasible for the next year, which led us to push the frequency enhancements further back in our timeline.

**Table 3-1
CAT TDP 2023–2032 Implementation Plan**

	Previous Implementation Year	Revised Implementation Year	10-Year Operating Cost YOE	10-Year Capital Cost YOE	Existing or New Revenues
Service Improvements					
Maintain Existing Service			\$117,818,191	\$20,769,768	
Maintain Existing Fixed-Route Service	2022	2023	\$68,693,299	\$15,836,143	Existing
Maintain Existing Paratransit Service	2022	2023	\$49,124,892	\$4,742,027	Existing
Replacement of Support Vehicles	2022	2023	\$0	\$191,598	Existing
Route Network Modifications			\$9,441,652	\$2,153,818	
Extend Route 11 into Walmart Shopping Ctr	2024	2024	\$0	\$0	Existing
Extend Route 12 into Walmart Shopping Ctr	2024	2024	\$0	\$0	Existing
Realign Route 13 shorten to 40 min. headway	2024	2024	\$0	\$0	Existing
Realign Route 14 operate at 60 min. headway	2024	2024	\$0	\$0	Existing
Realign Route 17 eliminate portions of US 41	2022	2022	\$0	\$0	Existing
Eliminate Route 18	2022	2022	\$0	\$0	Existing
Realign Route 19/28 eliminate part of 846	2022	2022	\$0	\$0	Existing
Realign Route 20/26 eliminate Santa Barbara	2022	2022	\$0	\$0	Existing
Realign Route 21 create Marco Express	2025	2025	\$0	\$0	Existing
Realign Route 22	2022	2022	\$0	\$0	Existing
Realign Route 23 headway 60 to 40 minutes	2024	2024	\$3,805,909	\$503,771	Existing
Golden Gate Pkwy Split Route 25 E-W Route	2027	2028	\$0	\$0	Existing
Goodlette Frank Rd - Split Route 25 N-S Route	2027	2028	\$1,838,052	\$550,016	Unfunded
Immokalee Rd - Split Route 27 E-W Route	2027	2028	\$1,898,845	\$550,015	Unfunded
Collier Blvd - Split Route 27 N-S Route	2027	2028	\$1,898,846	\$550,016	Unfunded
Increase frequency			\$22,092,501	\$4,551,796	
Route 15 from 90 to 45 min	2024	2024	\$1,632,384	\$503,771	Unfunded
Route 16 from 90 to 45 min	2024	2024	\$1,561,054	\$503,771	Unfunded
Route 24 from 85 to 60 minutes	2022	2022	\$2,045,921	\$503,771	Existing
Route 121 - add one AM, one PM	2024	2024	\$1,632,384	\$503,771	Unfunded
Route 14 from 60 to 30 min	2024	2024	\$2,439,146	\$512,698	Unfunded
Route 17/18 from 90 to 45 minutes	2024	2024	\$2,585,495	\$503,771	Unfunded
Route 11 from 30 to 20 mins	2024	2024	\$6,529,536	\$503,771	Unfunded
Route 12 from 90 to 45 mins	2024	2024	\$2,829,466	\$503,771	Unfunded
Route 13 from 40 to 30 min	2024	2024	\$837,115	\$512,698	Unfunded

CAT TDP 2023–2032 Implementation Plan – (cont.)

	Previous Implementation Year	Revised Implementation Year	10-Year Operating Cost YOE	10-Year Capital Cost YOE	Existing or New Revenues
Service Improvements					
Service Expansion			\$2,404,181	\$0	
Route 17/18 - Extend to 10:00 PM	2024	2024	\$1,202,011	\$0	Existing
New Route 19/28 - Extend to 10:00 PM	2027	2028	\$292,876	\$0	Unfunded
Route 24 - Extend to 10:00 PM	2027	2028	\$302,976	\$0	Unfunded
Route 11 - Extend to 10:00 PM	2029	2030	\$256,914	\$0	Existing
Route 13 - Extend to 10:00 PM	2029	2030	\$174,702	\$0	Existing
Route 14 - Extend to 10:00 PM	2029	2030	\$174,702	\$0	Existing
New Service			\$14,346,741	\$2,862,604	
New Island Trolley	2024	2025	\$5,510,821	\$864,368	Unfunded
New Bayshore Shuttle	2025	2026	\$2,009,995	\$531,029	Unfunded
New Autonomous Circulator	2029	2030	\$524,105	\$569,681	Unfunded
New Naples Pier Electric Shuttle	2029	2030	\$822,125	\$569,681	Unfunded
MOD – Golden Gate Estates	2029	2030	\$1,634,460	\$81,961	Unfunded
MOD – North Naples	2029	2030	\$817,230	\$81,961	Unfunded
MOD – Naples	2029	2030	\$1,938,887	\$81,961	Unfunded
MOD – Marco Island	2029	2030	\$1,089,119	\$81,961	Unfunded
Route from UF/IFAS to Lehigh Acres	2029	2030	Unknown	Unknown	Unfunded
Express Premium Route to Lee County	2029	2030	Unknown	Unknown	Unfunded
Other Improvements			\$0	\$2,950,758	
Technology improvements*	2022	2022	\$0	\$2,720,920	Existing
Study: I-75 Managed Lanes Express	2025	2025	\$0	\$25,000	Existing
Study: Santa Barbara Corridor Service	2024	2024	\$0	\$25,000	Existing
Study: Immokalee/Lehigh Acres Service***	2023	2023	\$0	\$25,000	Existing
Study: Regional Service and Fares	2023	2023	\$0	\$119,838	Existing
Other Technology improvements**	2022	2022	\$0	\$35,000	Existing
Study: Immokalee Road Transfer Hub	TBD		TBD		Unfunded
Branding beach buses, other services	TBD		TBD		Unfunded
Park and Ride Lots	TBD		TBD		Unfunded

CAT TDP 2023–2032 Implementation Plan – (cont.)

Service Improvements	Previous Implementation Year	Revised Implementation Year	10-Year Operating Cost YOE	10-Year Capital Cost YOE	Existing or New Revenues
Transit Asset Management			\$0	\$23,157,400	
40' Bus Replacement	2023	2023	\$0	\$489,000	Funded
Support truck replacement	2023	2023	\$0	\$26,200	Funded
Replace 3 Cutaway Vehicles	2023	2023	\$0	\$250,000	Funded
Five (5) 35ft Buses Replacement	2024	2024	\$0	\$2,800,000	Unfunded
Replace 4 Cutaway Vehicles	2024	2024	\$0	\$360,000	Unfunded
Replacement Maintenance and Operations Facility	2024	2024	\$0	\$18,000,000	Partial Funding
two (2) 40ft Bus Replacement	2025	2025	\$0	\$1,160,000	Unfunded
Replacement of 2 Support Vans	2026	2026	\$0	\$46,000	Unfunded
Replacement of Support Truck	2026	2026	\$0	\$26,200	Unfunded
10-Year Funded Projects and Maintain Existing Service			\$123,670,021	\$37,677,512	
10-Year Total of Unfunded Projects			\$40,029,065	\$18,768,628	

Rows highlighted in orange indicate service improvement completion within the previous fiscal year.

**Avail Replacement, APC, Annunciators, Onboard Information Media, Farebox Replacement, paratransit scheduling software, TSP, on-board surveillance, paratransit fare payment, IVR*

***Fixed-route scheduling software*

****To be completed as part of the Regional Study*

Section 4 – Status of Goals and Objectives

Assessment of 2019 TDP Major Update Goals and Objectives

Goals and Objectives are an integral part of any transportation plan as they provide the policy direction to achieve the community’s vision. CAT’s TDP contains seven goals, each with objectives and initiatives designed to meet the corresponding goal.

An assessment of CAT’s goals, objectives, and initiatives, as outlined in the 2020 Major Update, was conducted as part of this progress report. Importantly, several initiatives have been removed to eliminate duplicates and streamline the assessment process. The goals, objectives, and initiatives contained in the TDP Major Update were developed to support the service network redesign that was underway when the Major Update was completed in 2019. Having implemented that new service design, revisions to goals, objectives, and strategies were necessary to reflect the changing service delivery approach and operating environment. Coupled with new initiatives to improve the CAT brand, expand services marketing, and customer-facing technology enhancements, several of the prior objectives and targets may no longer be applicable or relevant.

Section 4 - ASSESSMENT OF GOALS, OBJECTIVES, & INITIATIVES

Objective/ Initiative	Description	Timeline/ Implemented	2022 Assessment	Target
Goal 1: Operate reliable, convenient, and cost-effective mobility services that safely and efficiently meet the mobility needs of Collier County's workers, residents, and visitors.				
Objective 1.1	Improve efficiency, service quality, and level of service to adequately serve workers, residents, and visitors while contributing to the economic vitality of the county.			
Initiative 1.1.1	Operate east/west corridor service to provide access to jobs, education, healthcare and community services, and recreation.	Ongoing	CAT has several routes that further this initiative. Route 27 runs along Immokalee Road from Collier Boulevard to Creekside Commerce Park; Route 25 provides service along Golden Gate Parkway; Route 20 provides service along Pine Ridge Rd; and Route 24 provides service along Tamiami Trail E from the Government Center to 6 L's Farm and frequency has been enhanced. Route 19 operates from the Government Center out to Immokalee. CAT has exceeded maintaining the 95% target.	Maintain 95% of Existing Service
Initiative 1.1.2	Operate north/south corridor service to provide alternative access to jobs, education, healthcare and community services, and recreation.	Ongoing	Route 11 (US41) and Route 12 (Airport Pulling Rd) currently provide service north/south. Route 19 provides service from Immokalee to the Government Center. Route 121 runs an express route from Immokalee to Marco Island. Route 25 now serves North/South for a portion of Goodlette-Frank Rd. CAT has exceeded maintaining the 95% target.	Maintain 95% of Existing Service

Initiative 1.1.3	Improve peak weekday service to 45 minutes or better on CAT routes.	Partial	There were no frequency improvements scheduled for FY23. The completion of increased frequency along some routes is not scheduled for implementation until future progress reports. PTNE staff will continue to seek additional funding to accomplish our goal.	Implement 30% of route frequency enhancement noted in the Implementation plan.
Initiative 1.1.4	Evaluate the feasibility of premium transit services, such as bus rapid transit (BRT) within corridors where density of demand and activity warrants frequent service.	No	The Plan does not contain an implementation year for this initiative. A study has begun to look into regional travel which may include BRT as an option if warranted.	Complete Regional Study by 2024 and evaluate bus rapid transit as part of study.
Initiative 1.1.5	Provide mobility-on-demand service in areas with lower density of demand than is productive for fixed-route service and to access areas that are not able to be served by fixed-route.	2029	Areas have been identified for potential MOD. This type of service will have to be further evaluated and funding identified before it can be implemented.	Implement 2 MOD projects from the implementation plan by 2029.
Objective 1.2	Provide adequate bus stop amenities at all stops according to bus stop threshold and accessibility guidelines within available fiscal capacity.			
Initiative 1.2.1	Pursue funding to maintain and improve existing bus stops.	Ongoing	Collier County pursues funding for improvements to bus stops on an ongoing basis. A portion of 5307 is dedicated to bus stop improvements and 5339 has been applied for the purpose of bus stop improvements. Current Average OCR Status is Good, which exceeds the target.	Maintain Cartegraph Overall Condition Rating (OCR) of Average as an accumulative average of all bus stops.
Initiative 1.2.2	Install and maintain bus stop amenities according to an ADA compliant Passenger Amenities	Ongoing	CAT has developed an Amenities Program, to identify future bus stop improvements and standards. As funding becomes	Install a minimum of ten ADA-

	Program and Bus Stop Amenities Guidelines.		available the program will be followed. More than 10 ADA-compliant improvements are planned to be completed by the end of FY23.	compliant bus stop improvements.
Initiative 1.2.3	Install a minimum of ten ADA-compliant, accessible bus stop shelters per year.	Ongoing	In FY23, 2 new ADA-compliant shelters have been completed. Further construction of at least 9 more shelters is planned within the fiscal year.	Install a minimum of ten ADA-compliant, accessible bus stop shelters per year.
Initiative 1.2.4	Coordinate with the Collier County and local governments to include sidewalks and bus stop shelters in design and construction of roadway projects and new developments.	Ongoing	Coordination with FDOT as well Collier County Transportation Planning occurs monthly to evaluate potential stop improvements in conjunction with roadway improvements.	Meet a minimum of monthly with staff regarding roadway and new developments
Initiative 1.2.5	Monitor and implement the recommendations from the CAT Bus Stop ADA Assessment report.	Ongoing	Refer to Initiatives 1.2.2 & 1.2.3	Install a minimum of ten ADA-compliant bus stop improvements.
Objective 1.3	Structure transit service with a focus on providing job access for workforce and access to mobility for persons with no or limited access to a private automobile.			
Initiative 1.3.1	Improve transit service for areas with high mobility needs per the transit orientation index identified in the latest TDP Major Update.	Ongoing	CAT provides service to Very High and High TOI areas noted in the Major TDP Update and will continue to enhance service in those areas. In FY23 CAT removed service from Goodlette-Frank Rd. which was identified as a Very High area, but may be better suited for other types of transit.	Evaluate TOI once new census data becomes available.
Initiative 1.3.2	Provide efficient transit and mobility access to major employment centers, development corridors, and other significant activity centers as funding allows.	Ongoing	Collier County continues to explore ways to expand service within existing funding limitations. No service expansions were identified to be completed this fiscal year.	Implement at least 2 service expansions from the implementation plan.

Initiative 1.3.3	Focus transit and mobility services in areas with high employment and dwelling unit densities and connect targeted jobs-housing locations to serve the workforce, including Golden Gate Estates and areas located in the eastern portion of the county.	Ongoing	CAT currently provides service in these areas but will continue to explore funding opportunities for improved service to these areas. Changes were made to service Route 21 closer to Golden Gate City allowing for more workers to commute to Marco on the bus.	By 2029, implement MOD or expanded service for Golden Gate Estates area from Implementation plan.
Initiative 1.3.4	Focus improved service frequency on transit routes that serve high mobility needs communities; target service frequency of hourly or better where demand and fiscal capacity allow; apply mobility on demand (MOD) solutions for areas with lower population densities and where fixed-route service is not productive and cost-effective.	2023, 2024, 2027, 2029	CAT implemented the Route 24 frequency enhancement at the end of the previous fiscal year which completes 22% of the total listed frequency enhancements from the Major TDP Update. CAT continues to explore MOD options with plans for implementation by 2029.	Implement 30% of route frequency enhancement or at least 2 MOD areas noted in the Implementation plan.
Objective 1.4	Create an optimized interconnected multimodal mobility network designed to fit the range of needs and conditions for the service market.			

Initiative 1.4.1	Refer to Initiative 1.3.4		Refer to Initiative 1.3.4	
Initiative 1.4.2	Coordinate with FDOT Commuter Services to enhance and expand carpool and vanpool strategies and services to connect workforce communities with employment locations within the service area; identify properties for park-and-ride lots in areas with high mobility demand as funding is available. Implement recommendations from the current park-and-ride study.	Ongoing	CAT is working with Commuter Services to continue promoting vanpooling as a great option with major employers. A park and ride study has been conducted identifying potential properties suitable for these facilities. We have developed one of the park and ride lots along Immokalee Rd. with parking for up to 20 cars. Funding opportunities will be pursued for the acquisition and/or development of further lots.	Meet quarterly with FDOT and Commute Connector to discuss the progress and effectiveness of the Vanpool service. Pursue Park and Ride Study initiatives towards acquisition and construction of lots in the future.
Initiative 1.4.3	Coordinate with the CAT Connect paratransit program to identify and target areas with high TD ridership and lower density of demand and develop programs to shift TD riders to a mobility on demand for a solution with connections to the fixed-route network.	Ongoing	Collier County has obtained a grant through Florida Developmental Disabilities Council to provide on demand service, which has provided valuable information regarding how to operate this type of service. Unfortunately, due to the cost of maintaining the service, this service will not continue after June 2023.	Implement at least one MOD service from Implementation plan based on paratransit ridership data.
Initiative 1.4.4	Require local governments and FDOT to provide accessible sidewalks, bus stops, and other bus stop improvements within roadway projects and all new developments.	Ongoing	CAT staff currently attends the MPO's Bicycle and Pedestrian Advisory Committee and Congestion Management Committee (CMC) committee meetings and encourages accessible sidewalks and bus stop improvements be added as part of every project. In addition, staff reviews sidewalk construction projects for bus stops improvements needed within the project limits.	Continue regular partnership coordination with the MPO, FDOT and County Division to provide input of how transit improvements can be incorporated in

				applicable roadway projects.
Initiative 1.4.5	Coordinate with community improvement organizations that support investments in enhanced mobility such as: the Immokalee CRA, Bayshore Gateway Triangle CRA, Naples CRA, Opportunity Naples, Golden Gate Estates Civic, Immokalee Chamber of Commerce, and the Greater Naples Chamber of Commerce to affect improvements in mobility through increased funding, roadway and sidewalk improvements, new developments, to assure transit and mobility services are integral to economic development planning and decision-making.	Ongoing	Coordination occurs with the listed organizations to see where and how we can implement improvements within project scopes to increase mobility options and access within their respective communities. In the past year we have attended 2 Immokalee CRA meetings.	Attend at least 2 Community Improvement Organization's meetings annually to encourage transit improvements in their applicable district.
Initiative 1.4.6	Make transit and mobility reviews a part of the development and redevelopment review and approval process within the county and cities. Require the development community, as part of the development review and approval process, to follow guidelines on bus stop siting and design, land use, and roadway	Partial	The Bi-Weekly coordination meetings previously attended by CAT have been cancelled indefinitely. CAT is now notified of any roadway, utilities, and or storm water projects and participates in reviews identified for transit needs. A recommendation was put forth in our Transit Impact Analysis to update the Collier County LDC and GMP with verbiage on transit improvement associated with development projects, but they have not been implemented yet.	Attend monthly County coordination meetings. Pursue Land Development Code (LDC) amendments as applicable.

	design factors that affect transit design; and to coordinate with CAT for transit services during the development process. Include CAT as a reviewing agency within the development review and approval process. Consider adding a transit component to traffic impact studies.			
Initiative 1.4.7	Develop and adopt a transit level of service (LOS) policy and guidance to provide a framework and metrics for improving, modifying, funding transit services.	Completed 2021	The Comprehensive Operating Analysis developed metrics to determine the adequate level of service for each route type and a process to take if levels are not being met.	
Objective 1.5	Provide coordinated transportation services between Collier and adjacent counties to support workforce commutes to major employment centers and facilitate connections to both transit networks in support of regional economic and community benefits.			
Initiative 1.5.1	Identify high travel volumes between Collier and adjacent counties; develop regional services for travel markets that have high transit propensity and support regional community and economic benefits, including Immokalee and East Naples communities.	Ongoing	Since the inception and as a result of the success of the LinC Route connecting Lee and Collier County, discussions have occurred regarding a secondary route. CAT and the Collier MPO have begun a Regional Transit and Fares Study to explore options.	Complete Regional Study by 2024.
Initiative 1.5.2	Coordinate with LeeTran and FDOT to identify funding for expanded cross county public transportation services.	Ongoing	CAT and LeeTran have provided data to the consultant for the Regional Transit and Fares Study which will explore these options.	Complete Regional Study by 2024 and pursue funding recommendation from the study.

Objective 1.6	Enhance transit services targeted at tourists, seasonal residents, and the workforce that supports this market.			
Initiative 1.6.1	Broadcast CAT television commercials, radio advertisements, digital advertisements, and social media advertising, monitor ridership vis-a-vis marketing and advertising efforts to determine ridership increases attributable to marketing efforts.	Ongoing	CAT is continuously evaluating the best means of broadcasting initiatives and promotion of services, radio, social media and digital advertising is consistently published by our Marketing Coordinator. Further effort is needed to monitor ridership connected to marketing campaigns.	2% increase in ridership attributable to marketing and advertising efforts.
Initiative 1.6.2	Develop CAT branded services and amenities within the coastal markets to better attract ridership by visitors, seasonal residents, and workers.	2024, 2029	CAT's Beach Bus is a branded service specific to fit the coastal theme. As services associated with tourism branding will be a key element. A previous attempt to pilot a Trolley on Marco Island failed but CAT will still explore options to expand targeted services.	Brand routes that are targeting tourist.
Objective 1.7	Enhance awareness of CAT services and accessibility to service information for riders, workers, residents, and visitors.			
Initiative 1.7.1	Continue to leverage technology applications to increase and enhance awareness of CAT services and to connect riders with CAT services, including enhancing the access to fixed-route through the introduction of mobility-on-demand service to the system.	Ongoing, 2029	The rideCAT and planCAT apps are available to riders to view current routes and bus locations as well as buy and use tickets. The Transit App is also available which allows users to track the routes with additional capabilities. MOD was implemented as a pilot paratransit service in FY23, but will not continue due to funding constraints.	Implement MOD software along with MOD Service to manage and facilitate the use of service.
Initiative 1.7.2	Obtain professional services for a market study and development of marketing strategies and best practices to increase awareness of CAT, CAT services, CAT image, and	Partial	CAT initiated communications with a firm for a market study and marketing strategies in FY20, but the cost was not feasible at the time. CAT however was able to rebrand the website along with creating a mobile application for using CAT services. Larger	Complete Marketing Strategies study by 2024.

	increase market share in terms of model split ridership. This effort should leverage use of technology, social media, traditional media, branding, and develop and provide strategies to attract interest in CAT to build choice ridership and generally improve the image of CAT as a service.		marketing strategies will continue to be explored.	
Initiative 1.7.3	Continue to partner with the Chamber of Commerce to develop and disseminate information and materials to businesses, residents, visitors, about the value of CAT services, the benefits of riding CAT, and information about how to access and use CAT services.	Ongoing	In FY23, CAT has attended multiple public outreach activities/events but further coordination with the Chamber of Commerce is required to distribute CAT service information. CAT has prepared a reduction to the employee threshold for the Corporate Bus Pass Program, which will be distributed to large employers.	Develop material to promote the use of CAT geared towards the employer to be completed by 2023
Initiative 1.7.4	Provide travel training for persons interested in using the CAT system.	Ongoing	CAT Travel Training is available to educate riders on how to use the system whenever requested. CAT's website also includes detailed guides on how to use the system, read our schedules, and the services available.	Maintain CAT's website with the latest information regarding travel training and provide information to paratransit passengers that may be able to utilized Fixed Route services.
Initiative 1.7.5	Conduct outreach activities at community events, schools, and other organizations to teach	Ongoing	CAT staff has so far attended or hosted 6 events in FY23. Further outreach activities are planned for the rest of the year.	Attend or host at a minimum 6 events

	students and the public how to use CAT and the benefits of CAT services.			throughout the year.
Initiative 1.7.6	Garner relationships with local media and news outlets to keep the community aware and involved.	Ongoing	CAT created radio advertisements on local radio stations and will continue to explore further marketing strategies with local media outlets. CAT regularly advertises any public participation periods through local newspapers.	Submit news release to media outlets to promote service change and events.

Goal 2: Increase the resiliency of Collier County, protecting our man-made and natural resources, by providing attractive and convenient mobility alternatives that will reduce adverse carbon and environmental impacts within our communities.

Objective 2.1	Provide services and programs to reduce vehicle miles traveled within Collier County.			
Initiative 2.1.1	Refer to Initiative 1.4.2	Ongoing	Refer to Initiative 1.4.2	Refer to Initiative 1.4.2
Initiative 2.1.2	Coordinate with the Naples Pathway Coalition, the MPO Pathways Advisory Committee, and local non-profit and/or for-profit groups to expand the use of bicycles as a commute and mobility option, including bicycle share programs.	Ongoing	As bike sharing program discussions have surfaced, CAT staff has been at the table to coordinate as needed. Collier County staff currently attends the MPO’s Bicycle and Pedestrian Advisory Committee and the Congestion Management Committee (CMC) meetings and encourages accessible sidewalks and bus stop improvements be added as part of every project.	Attend MPO Committee meeting including BPAC and CMC.
Initiative 2.1.3	Coordinate with Collier County Driver License and Motor Vehicle Service Centers to promote CAT fixed-route	Recommend target implementation in 2025		Develop promotional material and meet with DMV to be completed by 2025

	services to persons unable to obtain a driver's license or with an unsafe and/or inoperable vehicle.			
Initiative 2.1.4	Refer to Initiative 1.6.1	Ongoing	Refer to Initiative 1.6.1	Refer to Initiative 1.6.1
Initiative 2.1.5	Develop partnerships with employers and major activity centers (educational, government, healthcare, retail, residential, commercial) to provide education and awareness of CAT services and benefits, and incentives to use CAT services rather than drive.	Ongoing	CAT is planning to increase awareness of the corporate bus pass program with an employee threshold reduction, which will reach out to major businesses in the area with information about our services and a special rate on the monthly pass for large businesses.	Develop marketing material for corporate bus pass program. Distribute to all the qualified employers by 2023.
Objective 2.2	Design mobility services to reduce environmental impacts.			
Initiative 2.2.1	Transition fleet to alternative fuels vehicles.	2023, Ongoing	CAT is required to develop an electrification plan and are preparing to hire a consultant to help them prepare	Complete Electrification Transition plan by 2023.

			the plan. Recommended implementation date is 2023 in order to qualify for future grants. In FY20 CAT applied and was awarded the 5339 Bus and Bus Facility Grant which includes the purchase of 2 Electric Vehicles.	
Initiative 2.2.2	Transition to smaller cleaner vehicles and match service delivery to demand by time of day using a mobility on demand strategy where and when service area and demand characteristics warrant; this may include converting low productivity fixed-route service to mobility on demand and/or transitioning fixed-route to mobility on demand at certain times of the day.	2023, 2029	A smaller vehicle was purchased to service Marco Island to match the capacity requirements, the vehicle is in use. CAT will continue to evaluate routes to determine the need of vehicle capacity. MOD has not been implemented for fixed route service.	Complete Electrification Transition plan by 2023. Implement 1 MOD area from the Implementation Plan.
Objective 2.3	Improve resiliency for extreme weather events and changing environment.			
Initiative 2.3.1	Use electric vehicles as back-up power for emergency facilities.	2023, 2024	In 2020 CAT was awarded the 5339 Bus and Bus Facility Grant which includes purchasing 2 Electric Vehicles to serve as back-up power for emergencies.	Complete Electrification Transition plan by 2023.
Initiative 2.3.2	Explore solar powered canopies to energize the maintenance building and buses and provide shade.	2024, 2025	Solar powered canopies are being considered in the design of the new maintenance facility, currently in development.	Complete the construction of solar canopies by FY25

Goal 3: Build meaningful partnerships that increase awareness and education of and about mobility options and increase the viability of mobility services to promote livability and enhance economic and social well-being.

Objective 3.1	Develop marketing strategies to increase awareness of CAT services and to increase ridership.			
Initiative 3.1.1	Participate in local job fairs and outreach/ partnerships with employers to increase knowledge about the transit system and to encourage use.	Ongoing	CAT regularly participates in events to promote Public Transit. None of the events this fiscal year have been specific to job/employer outreach. Outreach to large employers will occur with the change to our corporate bus pass program.	Participate in a minimum of 2 job/employer outreach events.
Initiative 3.1.2	Develop marketing materials and programs to demonstrate the value and role of transit as a mobility option, including benefits accruing to personal finances, access to opportunities, and reduction of regional carbon emissions.	Ongoing	CAT developed a flyer describing the benefits of utilizing Public Transportation which included economic, health and environmental benefits. Additional flyers will be created with the corporate bus pass program change, informing employees and employers about the benefits of transit.	Develop marketing material.
Initiative 3.1.3	Distribute transit service information and user-friendly brochures to at least 25% of businesses within ¼-mile of existing transit routes prior to initiating the next TDP Major Update.	2024	CAT has not made progress on this initiative.	Develop marketing material and distribute by 2024.

Initiative 3.1.4	Refer to Initiative 1.6.1	Ongoing	Refer to Initiative 1.6.1	Refer to Initiative 1.6.1
Initiative 3.1.5	Facilitate social media tools and campaigns to promote CAT awareness, services, and benefits for individuals, businesses, organizations.	Ongoing	CAT is utilizing Facebook and Instagram as social media tools to promote CAT services.	Utilization of social media ad placements to market transit.
Initiative 3.1.6	Refer to Initiative 1.7.5	Ongoing	Refer to Initiative 1.7.5	Refer to Initiative 1.7.5
Objective 3.2	Build partnerships for participation in discussions relating to proposed future development and redevelopment.			
Initiative 3.2.1	Refer to Initiative 1.5.2	Ongoing	Refer to Initiative 1.5.2	Refer to Initiative 1.5.2
Initiative 3.2.2	Refer to Initiatives 1.4.2 and 2.1.1	Ongoing	Refer to Initiatives 1.4.2 and 2.1.1	Refer to Initiatives 1.4.2 and 2.1.1
Goal 4: Coordinate the development and provision of mobility services with local, regional, state planning efforts and through public and private partnerships.				
Objective 4.1	Coordinate integrated land use and transportation planning efforts to incorporate transit needs into the development review and approval process.			
Initiative 4.1.1	Work with Collier County to implement recommendations listed in the Collier County Transit Impact Analysis (TIA).	2023	CAT will coordinate with County Planning Division to pursue inclusion of the recommended changes listed in the TIA into the Collier County Land Development Code and Growth Management Plan as applicable.	Implement recommendations from TIA by 2023.

Initiative 4.1.2	Participate in planning and development review meetings to ensure that county and city policies support transit services and funding needs.	Ongoing	Collier County receives notices of upcoming development review meetings and participates as required. The regular bi-weekly meetings have been cancelled indefinitely.	Participate in bi-weekly meetings to review future developments.
Initiative 4.1.3	Require local governments and FDOT to provide accessible sidewalks, bus stops, and other bus stop improvements within roadway projects and for all new developments.	Ongoing	Collier County participated in the development of the Master Mobility Plan. The Plan looked at options to reduce vehicle miles traveled, including transit-oriented development design. Staff will work to ensure that transit-oriented design is incorporated into the planning process.	Implement recommendations from TIA by 2023.
Initiative 4.1.4	Make transit and mobility reviews a part of the development and redevelopment review and approval process within the county and cities. Require the development community, as part of the development review and approval process, to follow guidelines on bus stop siting and design, land use, and roadway design factors that affect transit design; and to coordinate with CAT for transit services during the development	Ongoing	Collier County monitors development meetings and responds to any request to review development. Staff continues to work hard to become more involved in the review process. Coordination with Transportation Planning is needed to determine whether adding a transit component to traffic impact studies is feasible.	Implement recommendations from TIA by 2023.

	process. Include CAT as a reviewing agency within the development review and approval process. Consider adding a transit component to traffic impact studies.			
Initiative 4.1.5	Meet quarterly with staff from the Collier County Transportation Engineering and Planning departments to identify upcoming utilities, roadway, and /or stormwater projects, planning studies, and site developments that will affect the provision of transit services.	Ongoing	CAT is notified of any roadway, utilities, and or stormwater projects and participates in meetings as required, previous bi-weekly meetings have been cancelled.	Meet monthly with appropriate divisions.
Goal 5: Use technologies and innovations in service delivery to improve productivity, efficiency, reliability, and cost-effectiveness of mobility services and operations.				
Objective 5.1	Explore, monitor, test, and deploy technology applications to enhance mobility services, increase awareness of CAT services, and ease of access to CAT services.			
Initiative 5.1.1	Improve customer information systems, including website and through directly curated and through available mobile applications, to enhance availability of and access to CAT service information and trip planning, to support increased ridership.	Completed	Collier County continuously strives to improve information systems. Already in place are: A Mobile App and Website functionality to display Real-time arrival and departure per stop information and also allowing riders to buy tickets, view routes, and plan trips for Fixed Route. CAT has developed General Transit Feed Specifications that were submitted to Google Transit and approved. Passengers can plan their	Implement ITS initiatives within the Implementation Plan.

			trip using Google Maps. A paratransit app for Paratransit Service allowing passengers to view and edit trips as well as manage their account balance on the app.	
Initiative 5.1.2	Explore and acquire cloud-based Software as a Service (SaaS) and/or Mobility as a Service (MaaS) functionalities to support mobility on demand services, directly operated and/or operated through contract or partnership, to serve general public and augment or replace ADA paratransit services where and when warranted based on costs, productivity, and service quality.	2029	CAT Piloted an On-Demand Paratransit service, allowing same day rides, but will not continue into next year due to funding constraints. CAT will work on this initiative again closer to the initial planned implementation.	Implement MOD software along with MOD service to manage and facility the use of service by 2029.
Initiative 5.1.3	Explore use of account-based payment systems to reload smart cards and other fare media as part of a SaaS or MaaS platform and to facilitate compatible fare policy and fare technology with LeeTran.	2023	Account-based payment systems are now in operation for our paratransit riders, and fixed route riders can buy fares on their RideCAT mobile accounts. Fare technology coordination will be a part of the Regional Transit and Fares Study.	Implement ITS initiatives within the Implementation Plan by 2023
Initiative 5.1.4	Explore technology to allow merchants and employers to reduce	2023	CAT offers a corporate 30-Day Pass for employers with more than 300	Implement ITS initiatives within the Implementation Plan by 2023.

	fares for patrons and employees using smart cards and/or mobile pay applications.		employees for a discounted rate. The existing program threshold will be reduced to 250 employees, allowing further access to the program.	
--	---	--	---	--

Goal 6 Monitor and improve mobility service quality and service standards.				
Objective 6.1	Develop ongoing processes to measure and monitor service quality.			
Initiative 6.1.1	Use a Route Monitoring System to examine fixed-route services on an annual basis and make revisions to low-performing services as needed, including transitioning to mobility on demand solutions where and when warranted.	Ongoing	Routes are monitored monthly at a minimum and updated as needed when route performance is not meeting desired standards. CAT previously conducted a Comprehensive Operations Analysis (COA) to examine existing service and have acted on the recommended cost-neutral improvements. Further implementation is planned.	Annual review of route performance and compare to the established level of service.
Initiative 6.1.2	Conduct a survey at least every two years to obtain passenger information including user demographics, travel behavior characteristics, transfer activity, and user satisfaction.	2022, 2024, 2026	Surveys are developed and distributed or advertised as necessary. Surveys have been created to pull a variety of information from transit users. CAT has most recently conducted a survey regarding the Paratransit rider needs concerning the MOD Pilot.	Conduct passenger survey every two years.
Initiative 6.1.3	Maintain an ongoing public involvement process to solicit and assess input through online reviews, calls/comments cards, discussion groups, surveys, and CAT booths at community events.	Ongoing	CAT seizes every opportunity to solicit information from the public at events. In addition, CAT conducts frequent surveys to evaluate the service provided as well as soliciting suggestions/feedback.	Provide comment cards at all events. Maintain website to allow for comments and suggests to be submitted.

Initiative 6.1.4	Maintain an on-going process for operators to communicate transit service comments and suggestions to identify passenger needs and improve services and service performance; comments to be reviewed monthly by service planning and operations.	Ongoing	Operators are available to make suggestions and observations as they notice them. The COA process incorporated operator feedback into the route examinations and service recommendations. Processes have been expanded to include feedback from senior drivers within our process to create season and off-season schedules.	Conduct operator surveys to obtain operational input every two years.
Initiative 6.1.5	Manage the CAT fleet of fixed-route vehicles to maintain an average fleet age of less than seven years as funding permits.	Completed/ Ongoing	Collier County replaces fixed-route vehicles as they meet their useful life dependent upon funding. The average age of the fleet is 5.	Maintain Fleet age of less than seven years.
Initiative 6.1.6	Maintain an on-going process for operators to communicate potential vehicle maintenance problems to be logged with the preventative maintenance program to identify and investigate problems early.	Completed/ Ongoing	Collier County Fleet Management performs scheduled maintenance activities for all transit vehicles as required following the preventative maintenance program. Drivers conduct pre-and post-trip inspections on all vehicles through the Zonar system and supervisors report any issues to Collier County Fleet Management. Fleet Management addresses actual maintenance problems before the bus leaving the Operations facility.	Maintain inspection process to allow for operator to communicate concerns regarding vehicles.
Goal 7 Maximize the use of all funding sources available, including through partnerships with businesses, employers, and other institutions to increase and improve access to mobility services and mobility for workers, residents, visitors.				
Objective 7.1	Increase and expand revenue sources.			

Initiative 7.1.1	Explore opportunities for generating advertising revenue on and inside the buses.	Ongoing	Collier Area Transit has an adopted Advertising Policy, the selling of advertising commenced in FY15. Our Marketing coordinator is in contact with advertisers. Exterior advertising is being explored.	Maintain advertising program within the bus. Modify program to allow for wrapping vehicles by 23.
Initiative 7.1.2	Educate the general public and local decision-makers on the importance of public transportation and the need for financial support.	Ongoing	CAT educates the public and local decision-makers on the importance of public transportation and the need for financial support at every opportunity, which includes attending MPO and Commissioner Board meetings throughout FY2023.	Attend Board meetings and MPO Board meetings to discuss transit initiatives and general services.
Initiative 7.1.3	Submit grant applications available through Federal, State, local, and private sources.	Ongoing	Grants are submitted as required.	Annually submit FTA and FDOT Grants.
Initiative 7.1.4	Annually seek to identify and obtain available alternative revenue sources for the provision of new and improved transit services.	Ongoing	CAT continuously searches for alternative revenue sources for new and improved transit services.	Evaluate Notice of Funding Opportunities as they become available.
Initiative 7.1.5	Serve on and coordinate with the Collier County Tourist Development Council (TDC) and to explore the potential for using tourist development tax revenue to expand and improve transit service for Collier	No	Due to a lack of staff resources, this initiative has not yet been implemented.	Serve on and coordinate with the Collier County Tourist Development Council (TDC) by 2024

	County’s tourists and visitors, help enhance awareness of CAT services, develop private-public partnerships to design and fund transit services that serve visitors and employees.			
Initiative 7.1.6	Explore opportunities to leverage and enhance share of funding from existing taxes and fees to be assigned to transit. Explore means to secure impact fees, development fees, and new taxes to be secured for supporting transit, maintenance, and expansion of transit services.	Partial	Refer to Initiative 4.1.1	Refer to Initiative 4.1.1
Initiative 7.1.7	Use a 501(c)(3) that allows persons to donate funds to CAT for the purpose of “adopting a shelter” or “adopting a rider.”	2024	There is a current provision for interested parties to participate in an “Adopt a Bench” program but the program will have to be enhanced and the opportunity for receive funding from a “Friends of CAT” group will have to be explored.	Modify advertising program to allow funds to be accepted via an establishment of 501(c)(3). By 2024.

Section 5 – Financial Plan

This section of the TDP presents the financial plan consisting of the capital and operating costs and revenues associated with maintaining the existing system (status quo) and with the implementation of the 10-year Needs Plan. The financial plan is a planning tool utilized to quantify the cost of service and related capital enhancements but does not represent a commitment of funding or a requirement to provide any identified service/project in the year shown.

There have been no commitments from local, state, federal, or other sources to increase transit funding levels over the proposed amounts identified in the Collier County Fiscal Year (FY) 2022 Adopted Budget. Based on currently identified funding, existing service levels and capital improvements are planned through the first nine years of this Annual Progress Report, with needs-based improvements being added to the tenth year. All improvements included in the tenth year related to addressing the transit needs will require new revenue sources.

Numerous assumptions were made to project public transportation costs and revenues for this TDP planning timeframe of FY 2023 through FY 2032. The assumptions made for operating and capital costs and revenues are based on a variety of factors, including NTD data, trend data, operating characteristics, planning documents, the FDOT Work Program, and the Collier MPO Transportation Improvement Plan. The only difference between the table in this update and the tables contained in the Major TDP is the addition of a new 10th year utilizing the assumption noted.

Transportation Improvement Program (TIP) FY 2022 - 2026, staff correspondence, and the Collier County FY 2022 Adopted Budget. These assumptions are summarized below.

Cost Assumptions

Operating

Numerous cost assumptions were made to forecast transit costs for 2024 through 2033. These assumptions are based on a variety of factors, including service performance data from CAT and information from other recent Florida TDPs. These assumptions are summarized as follows:

- Annual operating costs for fixed-route and paratransit services are based on the most recent validated NTD data. These costs include the cost to operate and maintain existing services and facilities, such as administrative buildings, maintenance facilities, and transit hubs.
- An annual inflation rate of 2.28% was used for all operating cost projections, based on the average Consumer Price Index (CPI) historical data from 2013-2022.
- Annual operating costs for future service enhancements are based on the projected annual service hours and cost per revenue hour of \$105.30 for fixed-route service and \$49.14 for paratransit service (both in FY23).
- Implementing the new route alignments represents increased levels of service in improvements such as Route 14, Route 19/28, and Route 23 with no additional costs.

- As ADA paratransit service is not required for express routes or MOD, it is assumed that any express and MOD would not require complementary ADA paratransit services if implemented.

Capital

Several assumptions were developed to project the costs for capital needs identified previously and are summarized as follows:

- New vehicles planned to be purchased include those necessary to replace vehicles within the existing fleet that have reached the end of their useful life and vehicles to implement the new service.
- Vehicles are assumed to cost \$495,000 for fixed-route bus and \$82,600 for paratransit cutaway vehicles, based on information provided by the CAT. Twenty-nine fixed-route vehicles and 58 paratransit vehicles will need to be purchased between 2020 and 2030.
- An annual growth rate of 2.28% was used for capital cost projections, based on average CPI historical data from 2013 to 2022.
- A 20% spare ratio was factored into the vehicle replacement and expansion schedule.
- The useful life for motor bus replacement is assumed to be 12 years. The useful life for paratransit vehicle replacement is assumed to be 7 years.
- The CAT FY 22/23 budget estimates 1% Enhancement Shelter Rehab to be \$45,000. Bus shelter expenses were assumed at the FY 2022 Collier County Government Requested Budget for the first fiscal year but thereafter based on the cost to construct 10 shelters annually to be consistent with the ADA Assessment Plan, with an annual inflation rate of 2.28%.
- Technology costs for Avail replacement, APCs, annunciators, onboard information media, and farebox replace were obtained from the draft budget proposals received.

Revenue Assumptions

Revenue assumptions for fixed-route service are based on information from several state and local agencies. Assumptions for different revenue sources, including annual operating revenues from existing federal, state, and local sources, are based on the FDOT Adopted Five-Year Work Program (FY 2023-2027), the CAT FY 2022 TDP Annual Progress Report, and the Collier County Government FY 2023 Requested Budget. The distribution of 10-year operating revenues included in the 10-year Cost Feasible Plan.

Local revenues for CAT are anticipated to increase at a moderate rate of 1.8% annually starting in 2023. Under this plan, there are no new local revenue sources in the 10-year period.

- Federal Grants 5307 and 5311 for operating assistance from FY 2021-FY 2025 reflects FDOT Adopted Work Program FY 2023-2027 for Collier County; an annual growth rate (1.89%) is applied after FY 2022, to reflect 10-year average CPI increase to the revenue source.
- Federal and State grant 5305 funds for planning was based on the FDOT Adopted Work Program FY 2023-2027 for Collier County.

- Projected FDOT Block Grant revenues for 2023-2027 were obtained from the FDOT Adopted Work Program FY 2023-2027 for Collier County. A conservative annual growth rate of 2.28% was used to increase these revenues and thereafter were based on a 10-year average CPI. Projected fare revenues for existing services are based on FY 2019 YTD Route Statistics data provided by CAT, with a conservative 1.8% annual growth rate applied.
- Projected local contributions were obtained from the FDOT Adopted Work Program FY 2023-2027 for Collier County. A conservative annual growth rate of 2.28% was used to increase revenues and thereafter was based on a 10-year average CPI.
- Based on vehicle information provided by CAT staff, a total of \$14.3 million in capital funds was assumed in the 10-year plan to fund the existing fixed-route bus replacement program and \$4.9 million for paratransit vehicles.
- New State Block Grant - The formula to allocate Block Grant funds is based on three components: population of service area, ridership, and revenue miles. Block grant revenues are approximate based on information provided by FDOT's Public Transit Office. It is assumed these revenues will increase when implementing new/expanded transit services, two years after the start of new/expanded services.
- FTA Section 5307 - Revenues are based on federal formula funding criteria such as increased ridership and passenger-miles. Funding levels are subject to change due to transit performance relating to route revenue miles, passenger trips, and the performance of the whole system. For expansion to existing routes and new services, it is assumed these revenues will increase and would be realized two years from year of service expansion or newservices.
- The detailed 10-year Cost Feasible Finance Plan is presented in Table 5-2. Table 5-2 includes all services, facilities, and capital, existing and proposed, that is within the fiscal capacity of existing revenue streams.

There are several projects identified through the TDP process that have no funding allocated for its implementation. Annually, the Transit Staff presents a list of those unfunded projects to the Metropolitan Planning Organization (MPO) so that if funding is identified these projects can be considered for funding. Table 5-1 shown below, is the updated list of unfunded transit priorities approved by the MPO Board on April 8, 2022.

Additional revenue sources will be required to balance the funding needs with the costs of the improvements. Actual revenue to fund the alternatives may be secured for these activities from any individual or combination of local, state, and federal sources, private contributions, or innovative financing techniques. When revenue is secured, staff can proceed with the implementation of any listed service or improvement.

**Table 5-1
2023 Transit Priorities**

Improvement	Category	Ranking	Implementation Year	Annual Cost	3-Year Operating Cost	10-Year Operating Cost	Capital Cost
Maintenance and Operations Facility Replacement	Transit Asset Management (TAM)	1	2025	\$ -	\$-	\$ -	\$7,900,000
Administration/Passenger Station Roof Replacement	Transit Asset Management (TAM)	2	2022	\$ -	\$-	\$ -	\$357,000
Route 15 from 90 to 45 minutes	Increase Frequency	3	2023	\$163,238	\$489,715	\$1,632,384	\$503,771
Route 11 from 30 to 20 minutes	Increase Frequency	4	2023	\$652,954	\$1,958,861	\$6,529,536	\$503,771
Route 12 from 90 to 45 minutes	Increase Frequency	5	2023	\$282,947	\$848,840	\$2,829,466	\$503,771
Route 16 from 90 to 45 minutes	Increase Frequency	6	2024	\$156,105	\$468,316	\$1,561,054	\$503,771
Fixed Route Bus - Replacement	Transit Asset Management (TAM)	7	2023	\$ -	\$-	\$ -	\$520,000
Route 14 from 60 to 30 minutes	Increase Frequency	8	2024	\$243,915	\$731,744	\$2,439,146	\$512,698
Site SL-15 Creekside	Park and Ride	9	2024	\$ -	\$-	\$ -	\$564,940
Beach Lot Vanderbilt Beach Rd	Park and Ride	10	2024	\$ -	\$-	\$ -	\$2,318,200
Route 17/18 from 90 to 45 minutes	Increase Frequency	11	2024	\$258,550	\$775,649	\$2,585,495	\$503,771
Route 13 from 40 to 30 minutes	Increase Frequency	12	2024	\$83,712	\$251,135	\$837,115	\$512,698
New Island Trolley	New Service	13	2025	\$551,082	\$1,653,246	\$5,510,821	\$864,368
Study: Mobility on Demand	Other Improvements	14	2025	\$ -	\$-	\$ -	\$50,000
Study: Fares	Other Improvements	15	2025	\$ -	\$-	\$ -	\$50,000
Support Vehicle - Replacement	Transit Asset Management (TAM)	16	2024	\$ -	\$-	\$ -	\$30,000
New Bayshore Shuttle	New Service	17	2026	\$201,000	\$602,999	\$2,009,995	\$531,029
Support Vehicle - Replacement	Transit Asset Management (TAM)	18	2025	\$ -	\$-	\$ -	\$30,000
Radio Rd Transfer Station Lot	Park and Ride	19	2027	\$ -	\$-	\$ -	\$479,961

Beach Lot Pine Ridge Rd	Park and Ride	20	2027	\$ -	\$-	\$ -	\$2,587,310
Immokalee Rd - Split Route 27 creating EW Route	Route Network Modifications	21	2028	\$189,885	\$569,654	\$1,898,846	\$550,016
Fixed Route Bus - Replacement	Transit Asset Management (TAM)	22	2027	\$ -	\$-	\$ -	\$525,000
Collier Blvd - Split Route 27 creating NS Route	Route Network Modifications	23	2028	\$189,885	\$569,654	\$1,898,846	\$550,016
Fixed Route Bus - Replacement	Transit Asset Management (TAM)	24	2027	\$ -	\$-	\$ -	\$525,000
New Route 19/28 - Extend Hours to 10:00 PM	Service Expansion	25	2028	\$29,288	\$87,863	\$292,876	\$0
Fixed Route Bus - Replacement	Transit Asset Management (TAM)	26	2027	\$ -	\$-	\$ -	\$525,000
Route 24 - Extend Hours to 10:00 PM	Service Expansion	27	2028	\$30,298	\$90,893	\$302,976	\$0
Fixed Route Bus - Replacement	Transit Asset Management (TAM)	28	2027	\$ -	\$-	\$ -	\$525,000
Goodlette Frank Rd - Split Route 25 creating NS Route	Route Network Modifications	29	2028	\$183,805	\$551,416	\$1,838,052	\$550,016
MOD – North Naples	New Service	30	2030	\$81,723	\$245,169	\$817,230	\$81,961
New Autonomous Circulator	New Service	31	2030	\$52,411	\$157,232	\$524,105	\$569,681
MOD – Marco Island	New Service	32	2030	\$108,912	\$326,736	\$1,089,119	\$81,961
MOD – Golden Gate Estates	New Service	33	2030	\$163,446	\$490,338	\$1,634,460	\$81,961
New Naples Pier Electric Shuttle	New Service	34	2030	\$82,213	\$246,638	\$822,125	\$569,681
MOD – Naples	New Service	35	2030	\$193,889	\$581,666	\$1,938,887	\$81,961

Proposed 2023 Transit Priorities

Improvement	Category	Ranking	Implementation Year	Annual Cost	3-Year Operating Cost	10-Year Operating Cost	Capital Cost
Route 15 from 90 to 45 minutes	Increase Frequency	1	2023	\$ 163,238	\$ 489,715	\$ 1,632,384	\$ 503,771
Route 11 from 30 to 20 minutes	Increase Frequency	2	2023	\$ 652,954	\$ 1,958,861	\$ 6,529,536	\$ 503,771
Route 12 from 90 to 45 minutes	Increase Frequency	3	2023	\$ 282,947	\$ 848,840	\$ 2,829,466	\$ 503,771
Administration/Passenger Station Roof Replacement	Transit Asset Management (TAM)	4	2023	\$ -	\$ -	\$ -	\$ 174,000
Route 16 from 90 to 45 minutes	Increase Frequency	5	2023	\$ 156,105	\$ 468,316	\$ 1,561,054	\$ 503,771
Route 14 from 60 to 30 minutes	Increase Frequency	6	2023	\$ 243,915	\$ 731,744	\$ 2,439,146	\$ 512,698
Site SL-15 Creekside	Park and Ride	7	2023	\$ -	\$ -	\$ -	\$ 564,940
Beach Lot Vanderbilt Beach Rd	Park and Ride	8	2023	\$ -	\$ -	\$ -	\$ 2,318,200
Route 17/18 from 90 to 45 minutes	Increase Frequency	9	2023	\$ 258,550	\$ 775,649	\$ 2,585,495	\$ 503,771
Route 13 from 40 to 30 minutes	Increase Frequency	10	2023	\$ 83,712	\$ 251,135	\$ 837,115	\$ 512,698
40' Fixed Route Bus Replacement	Transit Asset Management (TAM)	11	2023	\$ -	\$ -	\$ -	\$ 580,000
Replacement of Support Truck	Transit Asset Management (TAM)	12	2023	\$ -	\$ -	\$ -	\$ 50,000
Replace Cutaway Vehicle	Transit Asset Management (TAM)	13	2023	\$ -	\$ -	\$ -	\$ 150,000
Replace Cutaway Vehicle	Transit Asset Management (TAM)	14	2023	\$ -	\$ -	\$ -	\$ 150,000
Replace Cutaway Vehicle	Transit Asset Management (TAM)	15	2023	\$ -	\$ -	\$ -	\$ 150,000
New Island Trolley	New Service	16	2024	\$ 551,082	\$ 1,653,246	\$ 5,510,821	\$ 864,368
Study: Mobility on Demand	Other Improvements	17	2024	\$ -	\$ -	\$ -	\$ 50,000
Study: Fares	Other Improvements	18	2024	\$ -	\$ -	\$ -	\$ 50,000
Support Vehicle - Truck	Transit Asset Management (TAM)	19	2024	\$ -	\$ -	\$ -	\$ 30,000
Replace Cutaway Vehicle	Transit Asset Management (TAM)	20	2024	\$ -	\$ -	\$ -	\$ 150,000
Replace Cutaway Vehicle	Transit Asset Management (TAM)	21	2024	\$ -	\$ -	\$ -	\$ 150,000
Replace Cutaway Vehicle	Transit Asset Management (TAM)	22	2024	\$ -	\$ -	\$ -	\$ 150,000
Replace Cutaway Vehicle	Transit Asset Management (TAM)	23	2024	\$ -	\$ -	\$ -	\$ 150,000
New Bayshore Shuttle	New Service	24	2025	\$ 201,000	\$ 602,999	\$ 2,009,995	\$ 531,029
Fixed Route Bus - Replacement	Transit Asset Management (TAM)	25	2025	\$ -	\$ -	\$ -	\$ 500,000
Fixed Route Bus - Replacement	Transit Asset Management (TAM)	26	2025	\$ -	\$ -	\$ -	\$ 500,000
Support Vehicle - Replacement	Transit Asset Management (TAM)	27	2025	\$ -	\$ -	\$ -	\$ 30,000
Support Vehicle - Replacement	Transit Asset Management (TAM)	28	2025	\$ -	\$ -	\$ -	\$ 30,000
Radio Rd Transfer Station Lot	Park and Ride	29	2026	\$ -	\$ -	\$ -	\$ 479,961
Beach Lot Pine Ridge Rd	Park and Ride	30	2026	\$ -	\$ -	\$ -	\$ 2,587,310
Immokalee Rd - Split Route 27 creating EW Route	Route Network Modifications	31	2027	\$ 189,885	\$ 569,654	\$ 1,898,846	\$ 550,016
Collier Blvd - Split Route 27 creating NS Route	Route Network Modifications	32	2027	\$ 189,885	\$ 569,654	\$ 1,898,846	\$ 550,016
New Route 19/28 - Extend Hours to 10:00 PM	Service Expansion	33	2027	\$ 29,288	\$ 87,863	\$ 292,876	\$ -
Route 24 - Extend Hours to 10:00 PM	Service Expansion	34	2027	\$ 30,298	\$ 90,893	\$ 302,976	\$ -
Goodlette Frank Rd - Split Route 25 creating NS Route	Route Network Modifications	35	2027	\$ 183,805	\$ 551,416	\$ 1,838,052	\$ 550,016
35' Fixed Route Bus Replacement	Transit Asset Management (TAM)	36	2024	\$ -	\$ -	\$ -	\$ 560,000
35' Fixed Route Bus Replacement	Transit Asset Management (TAM)	37	2024	\$ -	\$ -	\$ -	\$ 560,000
35' Fixed Route Bus Replacement	Transit Asset Management (TAM)	38	2024	\$ -	\$ -	\$ -	\$ 560,000
35' Fixed Route Bus Replacement	Transit Asset Management (TAM)	39	2024	\$ -	\$ -	\$ -	\$ 560,000
35' Fixed Route Bus Replacement	Transit Asset Management (TAM)	40	2024	\$ -	\$ -	\$ -	\$ 560,000
40' Fixed Route Bus Replacement	Transit Asset Management (TAM)	41	2025	\$ -	\$ -	\$ -	\$ 580,000
40' Fixed Route Bus Replacement	Transit Asset Management (TAM)	42	2025	\$ -	\$ -	\$ -	\$ 580,000
Replacement of 2 Support Vans	Transit Asset Management (TAM)	43	2026	\$ -	\$ -	\$ -	\$ 46,000
Replacement of Support Truck	Transit Asset Management (TAM)	44	2026	\$ -	\$ -	\$ -	\$ 26,200
MOD - North Naples	New Service	45	2030	\$ 81,723	\$ 245,169	\$ 817,230	\$ 81,961
New Autonomous Circulator	New Service	46	2030	\$ 52,411	\$ 157,232	\$ 524,105	\$ 569,681
MOD - Marco Island	New Service	47	2030	\$ 108,912	\$ 326,736	\$ 1,089,119	\$ 81,961
MOD - Golden Gate Estates	New Service	48	2030	\$ 163,446	\$ 490,338	\$ 1,634,460	\$ 81,961
New Naples Pier Electric Shuttle	New Service	49	2030	\$ 82,213	\$ 246,638	\$ 822,125	\$ 569,681
MOD - Naples	New Service	50	2030	\$ 193,889	\$ 581,666	\$ 1,938,887	\$ 81,961

COSTS AND REVENUES SUMMARY

Table 5-2 provides a balanced status quo operating budget based on the best financial data available to project future year costs and revenues. New funding would be required to realize any service or improvement beyond maintaining the current level of service. Nevertheless, operating and capital costs for the Needs Plan have been prepared in the event that additional funding is identified. The financials for the Needs Plan are identified in Table 5-3.

Table 5-2 – Status Quo Financial Plan

2024-2033 Cost Feasible Plan												
Cost/Revenue		2024	2025	2026	2027	2028	2029	2030	2031	2032	2033	10-Year Total
		1	2	3	4	5	6	7	8	9	10	
Operating												
Operating Cost												
Maintain Existing Service - Fixed Route	Existing	\$8,814,538	\$9,015,510	\$9,221,063	\$9,431,304	\$9,646,337	\$9,866,274	\$10,091,225	\$10,321,305	\$10,556,630	\$10,797,322	\$97,761,507
Maintain Existing Service - Paratransit	Existing	\$4,556,190	\$4,660,071	\$4,766,321	\$4,874,993	\$4,986,143	\$5,099,827	\$5,216,103	\$5,335,030	\$5,456,669	\$5,581,081	\$50,532,429
Route 22 Realigned - no cost	Route Realignment	\$0	\$0	\$0	\$0	\$0	\$0	\$0	\$0	\$0	\$0	\$0
Route 23 Realigned plus freq 60 to 40	Route Realignment	\$0	\$0	\$0	\$0	\$0	\$0	\$0	\$0	\$0	\$658,456	\$658,456
New Route 25 EW, no change	Route Realignment	\$0	\$0	\$0	\$0	\$0	\$0	\$0	\$0	\$0	\$0	\$0
New Route 25 NS, to Immokalee Rd	Add New Service	\$0	\$0	\$0	\$0	\$0	\$0	\$0	\$0	\$0	\$685,332	\$685,332
New Route 27 EW, Immokalee to Randa	Route Realignment	\$0	\$0	\$0	\$0	\$0	\$0	\$0	\$0	\$0	\$0	\$0
New Route 27 NS, Collier 441 to Immoka	Add New Service	\$0	\$0	\$0	\$0	\$0	\$0	\$0	\$0	\$0	\$1,415,997	\$1,415,997
Route 121 - Add one AM and one PM	Increase Frequency	\$0	\$0	\$0	\$0	\$0	\$0	\$0	\$0	\$0	\$282,417	\$282,417
Route 11 from 30 to 20 mins	Increase Frequency	\$0	\$0	\$0	\$0	\$0	\$0	\$0	\$0	\$0	\$1,129,667	\$1,129,667
Route 12 from 90 to 45 mins	Increase Frequency	\$0	\$0	\$0	\$0	\$0	\$0	\$0	\$0	\$0	\$489,523	\$489,523
Route 13 from 40 to 30 min	Increase Frequency	\$0	\$0	\$0	\$0	\$0	\$0	\$0	\$0	\$0	\$161,542	\$161,542
Route 14 from 60 to 30 min	Increase Frequency	\$0	\$0	\$0	\$0	\$0	\$0	\$0	\$0	\$0	\$470,695	\$470,695
Route 15 from 90 to 45 min	Increase Frequency	\$0	\$0	\$0	\$0	\$0	\$0	\$0	\$0	\$0	\$282,417	\$282,417
Route 16 from 90 to 45 min	Increase Frequency	\$0	\$0	\$0	\$0	\$0	\$0	\$0	\$0	\$0	\$301,245	\$301,245
Route 17/18 90 to 45 minutes	Increase Frequency	\$0	\$0	\$0	\$0	\$0	\$0	\$0	\$0	\$0	\$498,936	\$498,936
Route 24 from 85 to 60-min	Increase Frequency	\$0	\$0	\$0	\$0	\$0	\$0	\$0	\$0	\$0	\$0	\$0
Route 11 - Extend Hours to 10:00 PM	Increase Hours of Service	\$0	\$0	\$0	\$0	\$0	\$0	\$0	\$0	\$0	\$188,278	\$188,278
Route 13 - Extend Hours to 10:00 PM	Increase Hours of Service	\$0	\$0	\$0	\$0	\$0	\$0	\$0	\$0	\$0	\$128,029	\$128,029
Route 14 - Extend Hours to 10:00 PM	Increase Hours of Service	\$0	\$0	\$0	\$0	\$0	\$0	\$0	\$0	\$0	\$128,029	\$128,029
Route 17/18 - Extend Hours to 10:00 PM	Increase Hours of Service	\$0	\$0	\$0	\$0	\$0	\$0	\$0	\$0	\$0	\$231,958	\$231,958
Route 19/28 - Extend Hours to 10:00 PM	Increase Hours of Service	\$0	\$0	\$0	\$0	\$0	\$0	\$0	\$0	\$0	\$109,201	\$109,201
New Island Trolley	Add New Service	\$0	\$0	\$0	\$0	\$0	\$0	\$0	\$0	\$0	\$1,204,979	\$1,204,979
New Bayshore Shuttle	Add New Service	\$0	\$0	\$0	\$0	\$0	\$0	\$0	\$0	\$0	\$508,350	\$508,350
New Autonomous Circulator	Add New Service	\$0	\$0	\$0	\$0	\$0	\$0	\$0	\$0	\$0	\$384,087	\$384,087
New Naples Pier Electric Shuttle	Add New Service	\$0	\$0	\$0	\$0	\$0	\$0	\$0	\$0	\$0	\$602,489	\$602,489
Mobility on Demand - Golden Gate	Add New Service	\$0	\$0	\$0	\$0	\$0	\$0	\$0	\$0	\$0	\$719,994	\$719,994
Mobility on Demand - North Naples	Add New Service	\$0	\$0	\$0	\$0	\$0	\$0	\$0	\$0	\$0	\$359,997	\$359,997
Mobility on Demand - Naples	Add New Service	\$0	\$0	\$0	\$0	\$0	\$0	\$0	\$0	\$0	\$854,097	\$854,097
Mobility on Demand - Marco Island	Add New Service	\$0	\$0	\$0	\$0	\$0	\$0	\$0	\$0	\$0	\$479,767	\$479,767
Total Operating Costs		\$13,370,728	\$13,675,581	\$13,987,384	\$14,306,297	\$14,632,480	\$14,966,101	\$15,307,328	\$15,656,335	\$16,013,299	\$28,653,885	\$160,569,419
Operating Revenues												
Federal Grant 5311	Existing Federal	\$782,317	\$800,153	\$818,397	\$837,056	\$856,141	\$875,661	\$895,626	\$916,047	\$936,933	\$958,295	\$8,483,209
Local Match (5311)	Existing Local	\$782,317	\$800,153	\$818,397	\$837,056	\$856,141	\$875,661	\$895,626	\$916,047	\$936,933	\$958,295	\$8,483,209
Federal Grant 5307 Operating Assistance	Existing Federal	\$627,672	\$641,983	\$656,620	\$671,591	\$686,903	\$702,565	\$718,583	\$734,967	\$751,724	\$768,863	\$6,806,288
Local Match (5307)	Existing Local	\$627,672	\$641,983	\$656,620	\$671,591	\$686,903	\$702,565	\$718,583	\$734,967	\$751,724	\$768,863	\$6,806,288
Federal Grant 5307 ADA and Preventative	Existing Federal	\$808,619	\$827,056	\$845,913	\$865,199	\$884,926	\$905,102	\$925,739	\$946,845	\$968,434	\$990,514	\$8,768,427
FDOT Transit Block Grant Operating Assistance	Existing State	\$1,167,901	\$1,194,529	\$1,221,764	\$1,249,620	\$1,278,112	\$1,307,253	\$1,337,058	\$1,367,543	\$1,398,723	\$1,430,614	\$12,664,369
TD Funding	Existing State	\$721,187	\$737,630	\$754,448	\$771,649	\$789,243	\$807,237	\$825,642	\$844,467	\$863,721	\$883,414	\$7,820,334
Local Match for FDOT Transit Block Grant	Existing Local	\$1,167,901	\$1,194,529	\$1,221,764	\$1,249,620	\$1,278,112	\$1,307,253	\$1,337,058	\$1,367,543	\$1,398,723	\$1,430,614	\$12,664,369
Local TD Funding	Existing Local	\$72,119	\$73,763	\$75,445	\$77,165	\$78,924	\$80,724	\$82,564	\$84,447	\$86,372	\$88,341	\$782,033
Collier County CAT Enhancements	Existing Local	\$4,528,315	\$4,631,560	\$4,737,160	\$4,845,167	\$4,955,637	\$5,068,626	\$5,184,190	\$5,302,390	\$5,423,284	\$5,546,935	\$49,103,701
Federal Grant 5307 -PM	New Federal	\$986,073	\$1,008,555	\$1,031,550	\$1,055,069	\$1,079,125	\$1,103,729	\$1,128,894	\$1,154,633	\$1,180,958	\$1,207,884	\$10,692,678
FDOT Match for Federal 5307 and 5310	New State	\$0	\$0	\$0	\$0	\$0	\$0	\$0	\$0	\$0	\$0	\$0
Local Match for Federal 5307 and 5310	New Local	\$0	\$0	\$0	\$0	\$0	\$0	\$0	\$0	\$0	\$0	\$0
Existing Paratransit Fare Revenue	Existing Local	\$187,874	\$192,157	\$196,538	\$201,019	\$205,603	\$210,290	\$215,085	\$219,989	\$225,005	\$230,135	\$2,037,247
Fare Revenue from New/Improved Services	New Fare	\$0	\$0	\$0	\$0	\$0	\$0	\$0	\$0	\$0	\$790,417	\$0
Fare Revenue from Existing Services	Existing Fare	\$910,765	\$931,530	\$952,769	\$974,492	\$996,710	\$1,019,435	\$1,042,678	\$1,066,452	\$1,090,767	\$1,115,636	\$9,876,061
Other Local Revenues	Existing Other Local Sources	\$0	\$0	\$0	\$0	\$0	\$0	\$0	\$0	\$0	\$0	\$0
Additional Local Revenue Required - New	New Other Local Sources	\$0	\$0	\$0	\$0	\$0	\$0	\$0	\$0	\$0	\$1	\$0
Total Operating Revenue		\$13,370,729	\$13,675,581	\$13,987,385	\$14,306,297	\$14,632,481	\$14,966,101	\$15,307,328	\$15,656,335	\$16,013,300	\$17,168,822	\$144,988,210
Annual Revenues Minus Costs		\$0	\$0	\$0	\$0	\$0	\$0	\$0	\$0	\$0	(\$11,485,063)	\$4

2024-2033 Cost Feasible Plan

Capital			1	2	3	4	5	6	7	8	9	10	
Cost/Revenue			2024	2025	2026	2027	2028	2029	2030	2031	2032	2033	10-Year Total
Capital Costs													
Vehicles			\$1,986,130	\$1,867,601	\$866,834	\$4,557,654	\$2,034,369	\$955,294	\$624,578	\$1,265,039	\$4,177,279	\$3,699,713	\$20,566,977
Replacement Fixed Route Buses - Maintain Existing Service			\$1,625,135	\$1,108,125	\$0	\$4,057,311	\$1,778,493	\$606,348	\$0	\$0	\$3,243,873	\$1	\$14,375,284
Replacement Vans - Maintain Existing Paratransit Services			\$311,749	\$557,999	\$815,316	\$500,343	\$255,875	\$348,946	\$624,578	\$365,039	\$933,405	\$4	\$4,963,251
Replacement of Support Vehicles			\$49,247	\$201,477	\$51,518	\$0	\$0	\$0	\$0	\$0	\$0	\$0	\$328,442
Preventative Maintenance			\$0	\$0	\$0	\$0	\$0	\$0	\$0	\$0	\$0	\$0	\$0
Route 23 Realigned plus freq 60 to 40			\$0	\$0	\$0	\$0	\$0	\$0	\$0	\$0	\$0	\$0	\$0
Increase Frequency on Routes 24 and 121			\$0	\$0	\$0	\$0	\$0	\$0	\$0	\$0	\$0	\$663,567	\$0
			\$0	\$0	\$0	\$0	\$0	\$0	\$0	\$0	\$0	\$0	\$0
			\$0	\$0	\$0	\$0	\$0	\$0	\$0	\$0	\$0	\$663,567	\$0
New Island Trolley			\$0	\$0	\$0	\$0	\$0	\$0	\$0	\$0	\$0	\$0	\$663,567
New Bayshore Shuttle			\$0	\$0	\$0	\$0	\$0	\$0	\$0	\$0	\$0	\$0	\$663,567
New Autonomous Circulator			\$0	\$0	\$0	\$0	\$0	\$0	\$0	\$0	\$0	\$0	\$663,567
New Naples Pier Electric Shuttle			\$0	\$0	\$0	\$0	\$0	\$0	\$0	\$0	\$0	\$0	\$0
MOD Service Zones (expanded microtransit)			\$0	\$0	\$0	\$0	\$0	\$0	\$0	\$0	\$0	\$381,875	\$0
Spares for New Service and Improved Existing Service			\$0	\$0	\$0	\$0	\$0	\$0	\$0	\$0	\$0	\$0	\$0
Spares for MOD Services			\$0	\$0	\$0	\$0	\$0	\$0	\$0	\$0	\$0	\$0	\$0
ADA Service for New Fixed Route Hours			\$0	\$0	\$0	\$0	\$0	\$0	\$0	\$0	\$0	\$0	\$0
Other Capital/Infrastructure			\$1,381,284	\$18,533,377	\$570,538	\$557,976	\$570,698	\$583,710	\$597,019	\$610,631	\$624,553	\$638,799	\$26,035,135
Shelter Rehab			\$40,000	\$40,912	\$41,845	\$42,799	\$43,775	\$44,773	\$45,794	\$46,838	\$47,906	\$48,998	\$429,235
Facility			\$834,797	\$18,000,000									\$20,334,797
Bus Shelters			\$481,487	\$492,465	\$503,693	\$515,177	\$526,923	\$538,937	\$551,225	\$563,793	\$576,648	\$589,795	\$5,221,103
Security - Driver Protection Barriers			\$0	\$0	\$0	\$0	\$0	\$0	\$0	\$0	\$0	\$0	\$0
Technology - Avail Replacement			\$0	\$0	\$0	\$0	\$0	\$0	\$0	\$0	\$0	\$0	\$0
Technology - APC			\$0	\$0	\$0	\$0	\$0	\$0	\$0	\$0	\$0	\$0	\$0
Technology - Annunciators			\$0	\$0	\$0	\$0	\$0	\$0	\$0	\$0	\$0	\$0	\$2
Technology - Onboard Information Media			\$0	\$0	\$0	\$0	\$0	\$0	\$0	\$0	\$0	\$0	\$0
Technology - Farebox Replacement			\$0	\$0	\$0	\$0	\$0	\$0	\$0	\$0	\$0	\$0	\$1
Study Santa Barbara Corridor			\$25,000	\$0	\$0	\$0	\$0	\$0	\$0	\$0	\$0	\$0	\$25,000
Study: Regional Service and Fares			\$0	\$0	\$0	\$0	\$0	\$0	\$0	\$0	\$0	\$0	\$1
Study I-75 Managed Lanes Express			\$0	\$0	\$25,000	\$0	\$0	\$0	\$0	\$0	\$0	\$0	\$1
Study Everglades City Vanpool			\$0	\$0	\$0	\$0	\$0	\$0	\$0	\$0	\$0	\$0	\$0
Total Capital Costs			\$3,367,414	\$20,400,978	\$1,437,372	\$5,115,630	\$2,605,067	\$1,539,004	\$1,221,597	\$1,875,670	\$4,801,832	\$4,338,512	\$46,602,112
Capital Revenues													
Federal Grant 5307 Capital Assistance	Existing	Federal	\$2,695,299	\$14,433,485	\$2,756,752	\$2,819,606	\$2,883,893	\$2,949,645	\$3,016,897	\$3,085,683	\$3,156,036	\$3,227,994	\$40,432,512
Federal Grant 5339 Capital Assistance	Existing	Federal		\$5,000,000	\$0	\$0	\$0	\$0	\$0	\$0	\$1	\$2	\$6,000,001
Federal Grant 5339 Capital Assistance	Existing	Federal	\$360,366	\$368,583	\$376,986	\$385,582	\$394,373	\$403,364	\$412,561	\$421,968	\$431,588	\$441,429	\$3,907,704
Federal Grant 5310 Capital Assistance	Existing	Federal	\$280,574	\$502,199	\$733,784	\$450,309	\$230,288	\$314,051	\$562,120	\$328,535	\$840,065	\$4	\$4,466,926
Local Match 5310 Capital Assistance	Existing	Federal	\$31,175	\$55,800	\$81,532	\$50,034	\$25,588	\$34,895	\$62,458	\$36,504	\$93,341	\$0	\$496,325
Total Capital Revenues			\$3,367,414	\$20,360,066	\$3,949,054	\$3,705,530	\$3,534,141	\$3,701,956	\$4,054,037	\$3,872,689	\$4,521,031	\$3,669,428	\$55,303,467
Annual Revenues Minus Costs			(\$0)	(\$40,912)	\$2,511,682	(\$1,410,100)	\$929,074	\$2,162,952	\$2,832,440	\$1,997,020	(\$280,801)	(\$669,084)	\$8,701,355

Table 5-3 – Needs based Financial Plan

			2024-2033 Unconstrained Plan										
Cost/Revenue			2024	2025	2026	2027	2028	2029	2030	2031	2032	10-Year Total	
Operating Cost			1	2	3	4	5	6	7	8	9	10	
Maintain Existing Service - Fixed Route	Existing		\$8,814,538	\$9,015,510	\$9,221,063	\$9,431,304	\$9,646,337	\$9,866,274	\$10,091,225	\$10,321,305	\$10,556,630	\$10,797,322	\$95,582,232
Maintain Existing Service - Paratransit	Existing		\$4,556,190	\$4,660,071	\$4,766,321	\$4,874,993	\$4,986,143	\$5,099,827	\$5,216,103	\$5,335,030	\$5,456,669	\$5,581,081	\$49,405,973
Route 22 Realigned - no cost	Route Realignment		\$0	\$0	\$0	\$0	\$0	\$0	\$0	\$0	\$0	\$0	\$0
Route 23 Realigned plus freq 60 to 40	Route Realignment		\$537,539	\$549,795	\$562,330	\$575,152	\$588,265	\$601,677	\$615,396	\$629,427	\$643,778	\$658,456	\$5,303,359
New Route 25 EW, no change	Route Realignment		\$0	\$0	\$0	\$0	\$0	\$0	\$0	\$0	\$0	\$0	\$0
New Route 25 NS, to Immokalee Rd	Add New Service		\$0	\$0	\$0	\$598,627	\$612,276	\$626,236	\$640,514	\$655,118	\$670,054	\$685,332	\$3,802,825
New Route 27 EW, Immokalee to Randall	Route Realignment		\$0	\$0	\$0	\$618,427	\$632,527	\$646,948	\$661,699	\$676,786	\$0	\$0	\$3,236,386
New Route 27 NS, Collier 441 to Immokalee Rd	Add New Service		\$0	\$0	\$0	\$618,427	\$632,527	\$646,948	\$661,699	\$676,786	\$1,384,432	\$1,415,997	\$4,620,818
Route 121 - Add one AM and one PM	Increase Frequency		\$0	\$235,811	\$241,188	\$246,687	\$252,311	\$258,064	\$263,948	\$269,966	\$276,121	\$282,417	\$2,044,097
Route 11 from 30 to 20 mins	Increase Frequency		\$0	\$943,246	\$964,752	\$986,748	\$1,009,246	\$1,032,257	\$1,055,792	\$1,079,864	\$1,104,485	\$1,129,667	\$8,176,390
Route 12 from 90 to 45 mins	Increase Frequency		\$0	\$408,740	\$418,059	\$427,591	\$437,340	\$447,311	\$457,510	\$467,941	\$478,610	\$489,523	\$3,543,102
Route 13 from 40 to 30 min	Increase Frequency		\$0	\$134,884	\$137,959	\$141,105	\$144,322	\$147,613	\$150,978	\$154,421	\$157,941	\$161,542	\$1,169,224
Route 14 from 60 to 30 min	Increase Frequency		\$0	\$393,019	\$401,980	\$411,145	\$420,519	\$430,107	\$439,913	\$449,943	\$460,202	\$470,695	\$3,406,829
Route 15 from 90 to 45 min	Increase Frequency		\$0	\$235,811	\$241,188	\$246,687	\$252,311	\$258,064	\$263,948	\$269,966	\$276,121	\$282,417	\$2,044,097
Route 16 from 90 to 45 min	Increase Frequency		\$0	\$251,532	\$257,267	\$263,133	\$269,132	\$275,268	\$281,545	\$287,964	\$294,529	\$301,245	\$2,180,371
Route 17/18 90 to 45 minutes	Increase Frequency		\$0	\$416,600	\$426,099	\$435,814	\$445,750	\$455,913	\$466,308	\$476,940	\$487,814	\$498,936	\$3,611,239
Route 24 from 85 to 60-min	Increase Frequency		\$0	\$0	\$0	\$0	\$0	\$0	\$0	\$0	\$0	\$0	\$0
Route 11 (until 10 PM)	Increase Hours of Service		\$0	\$0	\$0	\$0	\$0	\$0	\$175,965	\$179,977	\$184,081	\$188,278	\$540,024
Route 13 (until 10 PM)	Increase Hours of Service		\$0	\$0	\$0	\$0	\$0	\$0	\$119,656	\$122,385	\$125,175	\$128,029	\$367,216
Route 14 (until 10 PM)	Increase Hours of Service		\$0	\$0	\$0	\$0	\$0	\$0	\$119,656	\$122,385	\$125,175	\$128,029	\$367,216
Route 17/18 (until 10 PM)	Increase Hours of Service		\$0	\$193,680	\$198,096	\$202,612	\$207,232	\$211,957	\$216,789	\$221,732	\$226,788	\$231,958	\$1,678,885
Route 19/28 (until 10 PM)	Increase Hours of Service		\$0	\$0	\$0	\$0	\$97,560	\$99,785	\$102,060	\$104,387	\$106,767	\$109,201	\$510,559
Route 24 (until 10 PM)	Increase Hours of Service		\$0	\$0	\$0	\$30,000	\$30,600	\$31,212	\$31,836	\$32,473	\$33,121	\$33,787	\$266,570
New Island Trolley	Add New Service		\$0	\$1,006,129	\$1,029,069	\$1,052,531	\$1,076,529	\$1,101,074	\$1,126,178	\$1,151,855	\$1,178,117	\$1,204,979	\$8,721,482
New Bayshore Shuttle	Add New Service		\$0	\$434,138	\$444,037	\$454,161	\$464,516	\$475,106	\$485,939	\$497,018	\$508,350	\$520,000	\$3,254,915
New Autonomous Circulator	Add New Service		\$0	\$0	\$0	\$0	\$0	\$0	\$358,969	\$367,154	\$375,525	\$384,087	\$1,101,648
New Naples Pier Electric Shuttle	Add New Service		\$0	\$0	\$0	\$0	\$0	\$0	\$563,089	\$575,928	\$589,059	\$602,489	\$1,728,075
Mobility on Demand - Golden Gate	Add New Service		\$0	\$0	\$0	\$0	\$0	\$0	\$672,910	\$688,252	\$703,944	\$719,994	\$2,065,107
Mobility on Demand - North Naples	Add New Service		\$0	\$0	\$0	\$0	\$0	\$0	\$336,455	\$344,126	\$351,972	\$359,997	\$1,032,553
Mobility on Demand - Naples	Add New Service		\$0	\$0	\$0	\$0	\$0	\$0	\$798,243	\$816,443	\$835,058	\$854,097	\$2,449,745
Mobility on Demand - Marco Island	Add New Service		\$0	\$0	\$0	\$0	\$0	\$0	\$448,392	\$458,615	\$469,072	\$479,767	\$1,376,079
Total Operating Costs			\$13,908,268	\$18,444,829	\$19,299,509	\$21,605,018	\$22,195,089	\$22,701,051	\$26,811,885	\$27,423,107	\$28,125,589	\$28,766,852	\$213,587,016
Operating Revenues													
Federal Grant 5311	Existing	Federal	\$782,317	\$800,153	\$818,397	\$837,056	\$856,141	\$875,661	\$895,626	\$916,047	\$936,933	\$958,295	\$8,483,209
Local Match (5311)	Existing	Local	\$782,317	\$800,153	\$818,397	\$837,056	\$856,141	\$875,661	\$895,626	\$916,047	\$936,933	\$958,295	\$8,483,209
Federal Grant 5307 Operating Assistance	Existing	Federal	\$627,672	\$641,983	\$656,620	\$671,591	\$686,903	\$702,565	\$718,583	\$734,967	\$751,724	\$768,863	\$6,806,288
Local Match (5307)	Existing	Local	\$627,672	\$641,983	\$656,620	\$671,591	\$686,903	\$702,565	\$718,583	\$734,967	\$751,724	\$768,863	\$6,806,288
Federal Grant 5307 ADA and Preventative Maintenance	Existing	Federal	\$808,619	\$827,056	\$845,913	\$865,199	\$884,926	\$905,102	\$925,739	\$946,845	\$968,434	\$990,514	\$8,768,427
Federal Grant 5307 - ARP (ADA, Fleet Maintenance, Fuel, Bus Operators)	Existing	Federal	\$0	\$0	\$0	\$0	\$0	\$0	\$0	\$0	\$0	\$0	\$0
FDOT Transit Block Grant Operating Assistance	Existing	State	\$1,167,901	\$1,194,529	\$1,221,764	\$1,249,620	\$1,278,112	\$1,307,253	\$1,337,058	\$1,367,543	\$1,398,723	\$1,430,614	\$12,664,369
TD Funding	Existing	State	\$721,187	\$737,630	\$754,448	\$771,649	\$789,243	\$807,237	\$825,642	\$844,467	\$863,721	\$883,414	\$7,820,334
Local Match for FDOT Transit Block Grant	Existing	Local	\$1,167,901	\$1,194,529	\$1,221,764	\$1,249,620	\$1,278,112	\$1,307,253	\$1,337,058	\$1,367,543	\$1,398,723	\$1,430,614	\$12,664,369
Local TD Funding	Existing	Local	\$72,119	\$73,763	\$75,445	\$77,165	\$78,924	\$80,724	\$82,564	\$84,447	\$86,372	\$88,341	\$782,033
Collier County CAT Enhancements	Existing	Local	\$4,528,315	\$4,631,560	\$4,737,160	\$4,845,167	\$4,955,637	\$5,068,626	\$5,184,190	\$5,302,390	\$5,423,284	\$5,546,935	\$49,103,701
Federal Grant 5307	New	Federal	\$986,073	\$1,008,555	\$1,031,550	\$1,055,069	\$1,079,125	\$1,103,729	\$1,128,894	\$1,154,633	\$1,180,958	\$1,207,884	\$10,692,678
FDOT Match for Federal 5307 and 5310 - New	New	State	\$0	\$0	\$0	\$0	\$0	\$0	\$0	\$0	\$0	\$0	\$0
Local Match for Federal 5307 and 5310 - New	New	Local	\$0	\$0	\$0	\$0	\$0	\$0	\$0	\$0	\$0	\$0	\$0
Existing Paratransit Fare Revenue	Existing	Local	\$187,874	\$192,157	\$196,538	\$201,019	\$205,603	\$210,290	\$215,085	\$219,989	\$225,005	\$230,135	\$2,037,247
Fare Revenue from New/Improved Services-New	New	Fare	\$0	\$155,514	\$226,163	\$231,320	\$236,594	\$241,988	\$247,527	\$253,227	\$259,000	\$264,857	\$3,358,673
Fare Revenue from Existing Services	Existing	Fare	\$910,765	\$931,530	\$952,769	\$974,492	\$996,710	\$1,019,435	\$1,042,678	\$1,066,452	\$1,090,767	\$1,115,636	\$9,876,061
Total Operating Revenue			\$13,370,729	\$18,831,095	\$19,213,548	\$19,537,617	\$19,869,074	\$20,208,089	\$21,046,056	\$21,411,906	\$21,786,097	\$22,168,822	\$184,346,882
Annual Revenues Minus Costs			(\$537,539)	(\$613,733)	(\$85,961)	(\$707,402)	(\$732,615)	(\$749,962)	(\$1,765,829)	(\$1,011,201)	(\$1,339,492)	(\$1,598,030)	(\$65,240,134)

2024-2033 Unconstrained Plan

Cost/Revenue	2024	2025	2026	2027	2028	2029	2030	2031	2032	10-Year Total	
	1	2	3	4	5	6	7	8	9	10	
Capital Costs											
Vehicles	\$1,986,130	\$7,376,307	\$2,905,676	\$6,876,117	\$2,034,369	\$2,604,171	\$624,578	\$365,039	\$4,177,278	\$1	\$31,344,410
Replacement Fixed Route Buses - Maintain Existing Service	\$1,625,135	\$1,108,125	\$0	\$4,057,311	\$1,778,493	\$606,348	\$0	\$0	\$3,243,873	\$0	\$14,537,828
Replacement Vans - Maintain Existing Paratransit Services	\$311,749	\$0	\$0	\$500,343	\$255,875	\$348,946	\$624,578	\$365,039	\$933,405	\$1	\$3,589,936
Replacement of Support Vehicles	\$49,247	\$0	\$72,200	\$0	\$0	\$0	\$0	\$0	\$0	\$0	\$147,647
Preventative Maintenance	\$0	\$0	\$0	\$0	\$0	\$0	\$0	\$0	\$0	\$0	\$0
New Vehicles for Improved, MOD & New Services	\$0	\$4,242,216	\$2,266,781	\$1,738,847	\$0	\$1,561,641	\$0	\$0	\$0	\$0	\$9,809,486
Spares for New Service and Improved Existing Service	\$0	\$1,108,125	\$566,695	\$579,616	\$0	\$0	\$0	\$0	\$0	\$0	\$2,254,436
Spares for New MOD Services	\$0	\$0	\$0	\$0	\$0	\$87,236	\$0	\$0	\$0	\$0	\$87,236
New Naples Pier Electric Shuttle	\$0	\$917,841	\$0	\$0	\$0	\$0	\$0	\$0	\$0	\$0	\$917,841
ADA Service for New Fixed Route Hours	\$0	\$0	\$0	\$0	\$0	\$0	\$0	\$0	\$0	\$0	\$0
Other Capital/Infrastructure	\$1,381,283	\$18,533,377	\$570,538	\$557,976	\$570,698	\$583,710	\$597,019	\$610,631	\$624,553	\$638,793	\$26,035,134
Shelter Rehab	\$40,000	\$40,912	\$41,845	\$42,799	\$43,775	\$44,773	\$45,794	\$46,838	\$47,906	\$48,998	\$429,235
Bus Shelters	\$481,487	\$492,465	\$503,693	\$515,177	\$526,923	\$538,937	\$551,225	\$563,793	\$576,648	\$589,795	\$5,221,103
Facility	\$834,796	\$18,000,000									\$20,334,796
Security - Driver Protection Barriers	\$0	\$0	\$0	\$0	\$0	\$0	\$0	\$0	\$0	\$0	\$0
Technology - Avail Replacement	\$0	\$0	\$0	\$0	\$0	\$0	\$0	\$0	\$0	\$0	\$0
Technology - APC	\$0	\$0	\$0	\$0	\$0	\$0	\$0	\$0	\$0	\$0	\$0
Technology - Annunciators	\$0	\$0	\$0	\$0	\$0	\$0	\$0	\$0	\$0	\$0	\$0
Technology - Onboard Information Media	\$0	\$0	\$0	\$0	\$0	\$0	\$0	\$0	\$0	\$0	\$0
Technology - Farebox Replacement	\$0	\$0	\$0	\$0	\$0	\$0	\$0	\$0	\$0	\$0	\$0
Study Santa Barbara Corridor	\$25,000	\$0	\$0	\$0	\$0	\$0	\$0	\$0	\$0	\$0	\$25,000
Study: Regional Service and Fares	\$0	\$0	\$0	\$0	\$0	\$0	\$0	\$0	\$0	\$0	\$0
Study I-75 Managed Lanes Express	\$0	\$0	\$25,000	\$0	\$0	\$0	\$0	\$0	\$0	\$0	\$25,000
Total Capital Costs	\$3,367,413	\$25,909,684	\$3,476,214	\$7,434,093	\$2,605,067	\$3,187,881	\$1,221,597	\$975,670	\$4,801,831	\$638,794	\$57,379,543
Capital Revenues											
Federal Grant 5307 Capital Assistance	\$2,695,299	\$14,433,485	\$2,756,752	\$2,819,606	\$2,883,893	\$2,949,645	\$3,016,897	\$3,085,683	\$3,156,036	\$3,227,994	\$40,432,512
Federal Grant 5339 Capital Assistance		\$5,000,000	\$0	\$0	\$0	\$0	\$0	\$0	\$1	\$2	\$6,000,001
Federal Grant 5339 Capital Assistance	\$360,366	\$368,583	\$376,986	\$385,582	\$394,373	\$403,364	\$412,561	\$421,968	\$431,588	\$441,429	\$3,907,704
Federal Grant 5310 Capital Assistance	\$280,574	\$0	\$0	\$450,309	\$230,288	\$314,051	\$562,120	\$328,535	\$840,065	\$1	\$3,230,942
Local Match 5310 Capital Assistance	\$31,175	\$0	\$0	\$50,034	\$25,588	\$34,895	\$62,458	\$36,504	\$93,341	\$0	\$358,994
Total Capital Revenues	\$3,367,414	\$19,802,068	\$3,133,738	\$3,705,530	\$3,534,141	\$3,701,956	\$4,054,037	\$3,872,689	\$4,521,031	\$3,669,425	\$53,930,157
Annual Revenues Minus Costs	\$0	(\$6,107,617)	(\$342,476)	(\$3,728,563)	\$929,074	\$514,075	\$2,832,440	\$2,897,020	(\$280,800)	\$3,030,632	(\$3,449,391)

EXECUTIVE SUMMARY
Committee Action
Item 6a
Endorsement of the Federal Transit Administration (FTA)
Section 5307 and Section 5339.

Objective:

To inform the PTAC of the Program of Projects for the Federal Transit Administration (FTA) Section 5307 & 5339 grant application submittals.

Considerations:

Each year the Public Transit & NBHD Enhancement (PTNE) Division receives federal grant funds for the management of the Collier Area Transit (CAT) system under the Urbanized Area Formula Program (49 U.S.C. § 5307) to be used for transit capital projects and operating assistance as defined by the Federal Transit Administration (FTA). In April of 2021 FTA announced the full apportionment.

Collier County is located within the Bonita Springs/Naples Census Urbanized Area; therefore, a portion of the Section 5307 funding received is shared with Lee County. The amount allocated to the Bonita Springs/Naples Urbanized Area for USC Section 5307 Urbanized Area Formula Program is \$4,382,649. The portion of the grant funds awarded to Collier County is \$3,933,690 and the difference of \$448,959 would be distributed to Bonita Springs/Lee County.

Projects proposed for the appropriated funding may include, as funding permits: (1) transit improvement projects which include the rehabilitation of bus stops; (2) security and safety enhancement; (3) provision of Americans with Disabilities Act (ADA) Paratransit services; (4) funding for transit operating expenses; (5) funding for the construction of the replacement maintenance facility; (6) preventative maintenance; (7) and rehab of the Admin Building, including paint and re-roof.

Section 5339 program provides capital assistance for new and replacement buses, related equipment and facilities. For urbanized areas with populations of 200,000 and over, funds are apportioned and flow directly to a designated recipient. Collier County is the designated recipient for the urbanized area. The amount allocated to the Bonita Springs/Naples Urbanized Area for USC Section 5339 Bus and Bus Facilities Urbanized Area Formula program would be \$362,341. Project proposed for the appropriated funding will include: (1) funding for the construction of the replacement maintenance facility.

The attached program of project details the anticipated items to be undertaken with these funds. The Board of County Commissioners have already approved these proposed projects and the attached is being brought to the PTAC for informational purposes.


Recommendation:

None.

Attachment: FTA Section 5307, Section 5339 Program of Projects

Prepared by: 
Alexander Showalter, Planner II

Date: 5/11/2023

Approved by: 
Omar DeLeon, PTNE Transit Manager

Date: 5/11/23

Collier Area Transit
5307 FY23 - 24 Program of Project

Total apportionment	\$4,382,649	
Lee County distribution	\$448,959	10.244%
Collier County Total	\$3,933,690.00	

ALI	Description	Amount
1% Enhancement (exceeds requirement)	Fuel Station maintenace and rehabilitation.	\$70,000.00
Security	Security Cameras-Immokalee Transfer Facility	\$97,710.00
Transit Enhancement	Rehab Admin Building- Paint and Reroof facility	\$266,519.10
1% Security / Safety	Security & Safety - Door Badge Access.	\$39,336.90
20% ADA	ADA paratransit services	\$786,738.00
Construction	Operations and Maintenance Facility Construction	\$738,303.00
Preventive Maintenance	Preventive Maintenance	\$1,280,400.00
Operating Assistance	Transit Operations	\$654,683.00
Total Amount		\$3,933,690
Remaining Balance		
		\$0.00

5339 | Bonita Springs, FL

362,341 |

5339 FY20 -21 Program of Project		
ALI	Description	Amount
Construction	Maintenance Facility Construction	\$362,341
Total Amount		\$362,341.00

\$4,296,031.00

Remaining Balance	\$0
--------------------------	------------

Full Fuel

\$ 1,309,366